



# Fire-Ball<sup>®</sup> Pumps

## CE Identification Label and Parts Kit



3A2182C  
EN

**Kit Nos.:**  
**241072, 241073 - 50:1 Fire-Ball Pumps**  
**24M270 - 75:1 Fire-Ball Pumps**



See instruction manual 307880 for Warnings and complete system installation and operating instructions

1. Use a permanent marker or ink pen to write the INSTALLATION DATE in the space provided on label (FIG. 1).
2. Prior to adhering the label to the pump, inspect the mounting surface to verify the surface is clean, dry and oil free. Clean and/or dry surface as needed.
3. Remove the backing from the system identification label and adhere it to the pump.  
  
**NOTE:** The label should be affixed to the pump near the pump identification label.
4. Remove the backing from the laminate overlay and adhere it over the CE Identification label.

**Kit No. 241072**

<b>Part No.</b>	<b>Installation Date</b>
241034, 241035, 241036, 241037	
<b>Max Air WPR</b>	<b>Max Fluid WPR</b>
0.7 MPa, 7 bar, 100 PSI	35 MPa, 350 bar, 5000 PSI
 Graco Inc. P.O. Box 1441 Mpls, MN 55440	  P/N: 194132 rev. A

**Kit No. 241073**

<b>Part No.</b>	<b>Installation Date</b>
241039, 241040, 241041, 241042	
<b>Max Air WPR</b>	<b>Max Fluid WPR</b>
550 kPa, 5.5 bar, 80 PSI	28 MPa, 276 bar, 4000 PSI
 Graco Inc. P.O. Box 1441 Mpls, MN 55440	  P/N: 194133 rev. A

**Kit No. 24M270**



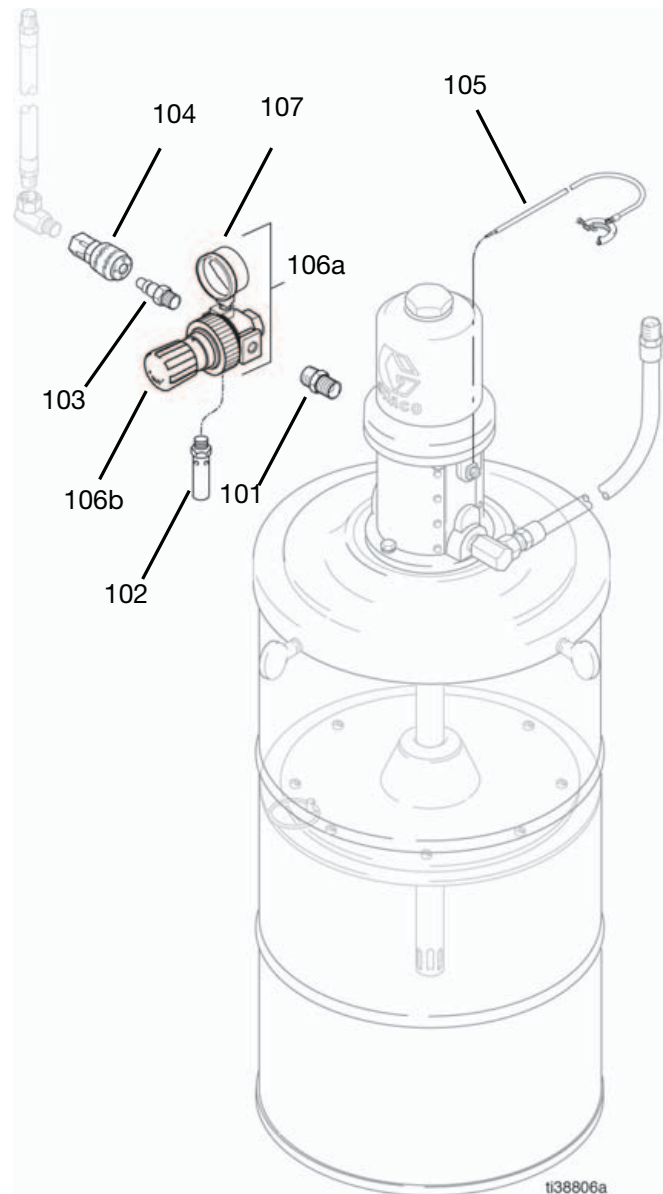
<b>Part No.</b>	<b>Installation Date</b>
24M271, 24M272 24M273, 24M274	
<b>Max Air WPR</b>	<b>Max Fluid WPR</b>
550 kPa, 5.5 bar, 80 PSI	28 MPa, 276 bar, 4000 PSI
 Graco Inc. P.O. Box 1441 Mpls, MN 55440	  P/N: 16M847 rev. A

FIG. 1



# Parts

Ref	Part No.	Description	Qty
101	156849	NIPPLE, pipe • Kit 241072	1
	158491	• Kits 241073, 24M270	1
102	103347	VALVE, safety, 100 psi (0.7 MPA, 7.0 bar) (All Kits)	1
103	169971	FITTING, line • Kit 241072	1
	110196	• Kits 241073, 24M270	1
104	110198	COUPLER, line • Kit 241072	1
	110199	• Kit 241073	1
105	222011	CLAMP (All Kits)	1
106a	109075	REGULATOR, air, with guage (Kit 241072)	1
106b	104266	REGULATOR, air (Kits 241073, 24M270)	1
107	100960	GAUGE, air pressure (Kits 241073, 24M270)	1
108		LABEL, CE (not shown) (All Kits)	1



## Graco Information

For the latest information about Graco products, visit [www.graco.com](http://www.graco.com).

**TO PLACE AN ORDER**, contact your Graco distributor or call to identify the nearest distributor.

**Phone:** 612-623-6928 **or Toll Free:** 1-800-533-9655, **Fax:** 612-378-3590

All written and visual data contained in this document reflects the latest product information available at the time of publication. Graco reserves the right to make changes at any time without notice.

Original instructions. This manual contains English. MM 3A2182

**Graco Headquarters:** Minneapolis

**International Offices:** Belgium, China, Japan, Korea

**GRACO INC. P.O. BOX 1441 MINNEAPOLIS, MN 55440-1441**

**Copyright 2011, Graco Inc. is registered to ISO 9001**

[www.graco.com](http://www.graco.com)

February, 2021