

# Mounting components



Festo core product range  
Covers 80% of your automation tasks

Worldwide:

Always in stock

Superb:

Festo quality at an attractive price

Easy:

Simplified procurement and warehousing

★ Generally ready for dispatch from the factory within 24 hours

In stock at 13 Service Centres worldwide

More than 2200 products





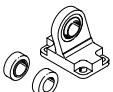




★ Generally ready for dispatch from the factory within 5 days

Assembled for you at 4 Service Centres worldwide

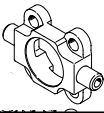

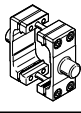

Up to  $6 \times 10^{12}$  variants per product family

Just look  
for the  
star!



















Selection aid

Possible combinations		Swivel flange									→ Page/ Internet
		SNC	SNCB	SNCS	SNG	SNGB	SUA	SZB	SZSB	SNCL	
<b>Clevis foot</b>											
<b>LBN</b>		-	-	-	-	-	■	-	■	■	1
<b>LN</b>		-	■	-	-	■	■	■	-	-	1
<b>LNG</b>		-	■	-	-	■	■	-	-	-	5
<b>LBG</b>		-	-	■	-	-	-	-	-	-	7
<b>LSN</b>		-	■	-	-	■	■	-	-	-	8
<b>LSNG</b>		■	-	-	■	-	-	-	-	-	9
<b>LSNSG</b>		■	-	-	■	-	-	-	-	-	10
<b>LQG<sup>1)</sup></b>		-	-	-	-	-	-	-	-	-	11
<b>Threaded bolt</b>											
<b>GBS</b>		For swivel mounting of drives • DSEU, ESEU (∅ 5 0/63 mm)									13

1) Can be combined with rod eye SGS → [www.festo.com](http://www.festo.com).

Possible combinations		Trunnion flange		Trunnion mounting kit		→ Page/ Internet
		ZNCF	ZNG	DAMT		
						
<b>Trunnion support</b>						
<b>LNZG</b>		■	■	■		12

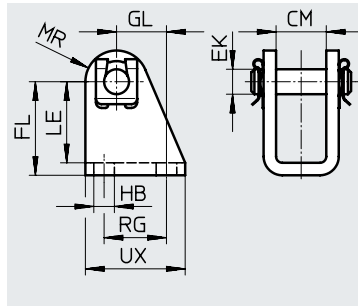
## Selection aid

Mounting components – Stainless steel						→ Page/Internet
Possible combinations	Swivel flange			Trunnion flange		
	SNCB-R3 	SNCL-R3 	SNCS-R3 	CRZNG 		
<b>Clevis foot</b>						
<b>CRLBN</b> 	-	■	-	-	1	
<b>CRLNG</b> 	■	-	-	-	6	
<b>LBG-R3</b> 	-	-	■	-	7	
<b>Trunnion support</b>						
<b>CRLNZG</b> 	-	-	-	■	12	
<b>Mounting components – Stainless steel</b>						→ Page/Internet
	Description					
<b>Clevis foot</b>						
<b>CRLBN</b> 	For swivel mounting of drives • CRDSNU (∅ 12 ... 25 mm)					1
<b>Mounting accessories</b>						→ Page/Internet
	Description					
<b>Slot nut</b>						
<b>NST</b> 	For profile slots on linear drive units, drives and axes as well as on guide axes					14
<b>NST-HMV</b> 	For multi-axis systems					14
<b>NSTL</b> 	For slides on linear drives and axes as well as passive guide axes					15
<b>NSTH</b> 	For slides on heavy-duty guides HD					15
<b>Centring pin</b>						
<b>ZBS</b> 	For device interfaces on drives, axes and grippers					16
<b>Centring sleeve</b>						
<b>ZBH</b> 	For device interfaces on drives, axes and grippers					16
<b>Connector sleeve</b>						
<b>ZBV</b> 	For device interfaces on drives, axes and grippers					17
<b>Central mounting</b>						
<b>SLZZ</b> 	For device interfaces on drives and axes					18
<b>Slot cover</b>						
<b>ABP</b> 	For mounting and sensor slots					18

## Data sheet

### Clevis foot LBN

Material:  
Galvanised steel  
Free of copper and PTFE  
RoHS-compliant



#### Dimensions and ordering data

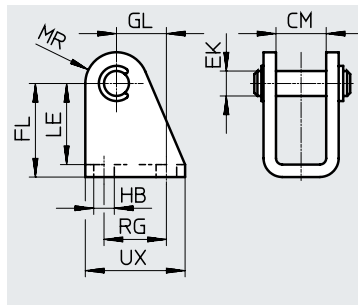
For $\varnothing$	CM	EK $\varnothing$	FL	GL	HB $\varnothing$	LE	MR	RG	UX	CRC <sup>1)</sup>	Weight [g]	Part no.	Type
[mm]													
8/10	8.1	4	24 +0.3/-0.2	13.8	4.5	21.5	5	12.5	20	1	20	6057	LBN-8/10
1 2/16	12.1	6	27 +0.3/-0.2	13	5.5	24	7	15	25	1	40	★ 6058	LBN-1 2/16
2 0/25	16.1	8	30 +0.4/-0.2	16	6.6	26	10	20	32	1	84	★ 6059	LBN-2 0/25
32	16.1	10	35 +0.4/-0.2	18.5	6.6	31	11	24	35	1	110	195860	LBN-32
40	18.1	12	40 +0.4/-0.2	24.5	9	35	13	30	45	1	191	195861	LBN-40
5 0/63	21.1	16	45 +0.5/-0.2	28	9	39	14	34	50	1	300	195862	LBN-5 0/63

1) Corrosion resistance class CRC 1 to Festo standard FN 940070

Low corrosion stress. Dry internal application or transport and storage protection. Also applies to parts behind covers, in the non-visible interior area, and parts which are covered in the application (e.g. drive trunnions).

### Clevis foot CRLBN, stainless steel

Material:  
High-alloy steel  
Free of copper and PTFE  
RoHS-compliant



#### Dimensions and ordering data

For $\varnothing$	CM	EK $\varnothing$	FL	GL	HB	LE	MR	RG	UX	CRC <sup>1)</sup>	Weight [g]	Part no.	Type
[mm]													
1 2/16	12.1	6	27 +0.3/-0.2	13	5.5	24	7	15	25	4	39	161862	CRLBN-1 2/16
2 0/25	16.1	8	30 +0.4/-0.2	16	6.6	26	10	20	32	4	82	161863	CRLBN-2 0/25
32	16.1	10	35 +0.4/-0.2	18.5	6.6	31	11	24	35	4	106	195866	CRLBN-32
40	18.1	12	40 +0.4/-0.2	24.5	9	35	13	30	45	4	185	195867	CRLBN-40
5 0/63	21.1	16	45 +0.5/-0.2	28	9	39	14	34	50	4	293	195868	CRLBN-5 0/63

1) Corrosion resistance class CRC 4 to Festo standard FN 940070

Particularly high corrosion stress. Outdoor exposure under extreme corrosive conditions. Parts exposed to aggressive media, e.g. in the chemical or food industries. Such applications may need to be safeguarded by means of special testing (→ also FN 940082), using appropriate media.



## Data sheet

## Clevis foot LN

## Material:

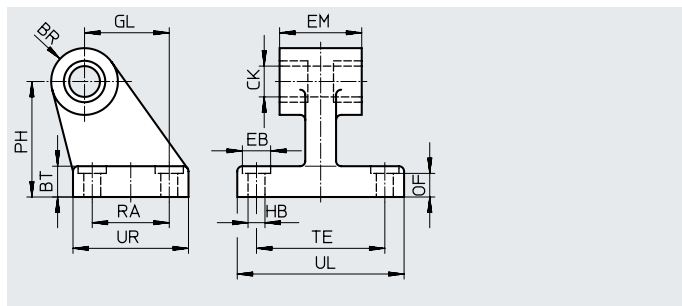
∅ 32 ... 50: High-alloy steel

∅ 63 ... 320: Spheroidal graphite cast

iron

Free of copper and PTFE

RoHS-compliant



## Dimensions and ordering data

For ∅ [mm]	BR	BT	CK ∅	EB ∅ H13	EM	GL	HB ∅ H13	OF	PH	RA	TE	UL	UR	CRC <sup>1)</sup>	Weight [g]	Part no.	Type
32	10	8	10 H9	–	25.8 –0.4	21	5.5	–	32	18	38	51	31	2	149	5147	LN-32
40	11	10	12 H9	–	27.8 –0.4	24	5.5	–	36	22	41	54	35	2	192	5148	LN-40
50	12	12	12 H9	–	31.8 –0.4	33	6.6	–	45	30	50	65	45	2	323	5149	LN-50
63	14.5	12	16 H8	15	40 c11	37	6.6	10.8	50	35	52	67	51	1	545	5150	LN-63
80	14.5	14	16 H8	20	50 c11	47	9	12.7	63	40	66	86	60	1	877	5151	LN-80
100	18.5	15	20 H8	20	60 c11	55	9	13.7	71	50	76	96	70	1	1234	5152	LN-100
125	22	20	25 H8	20	70 c11	70	11	18.6	90	60	94	124	90	1	2632	9036	LN-125
160	31	25	30 H8	20	90 c11	97	14	23.6	115	88	118	156	126	1	6234	9037	LN-160
200	31	30	30 H8	26	90 c11	105	16	28.5	135	90	122	162	130	1	8678	9038	LN-200
250	38.5	35	40 H8	33	110 c11	128	22	33.5	165	110	150	200	160	1	14385	9039	LN-250
320	44.5	40	45 H8	40	120 c11	150	26	38.3	200	122	170	234	186	1	22404	9040	LN-320

1) Corrosion resistance class CRC 1 to Festo standard FN 940070

Low corrosion stress. Dry internal application or transport and storage protection. Also applies to parts behind covers, in the non-visible interior area, and parts which are covered in the application (e.g. drive trunnions).

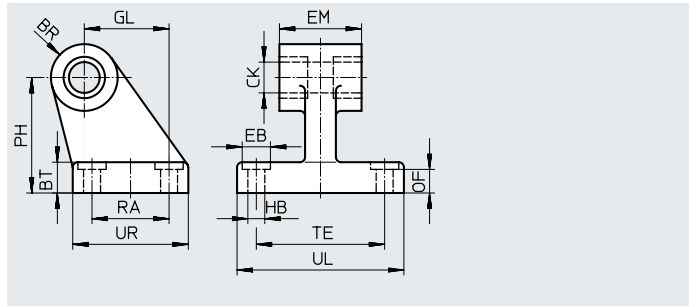

Corrosion resistance class CRC 2 to Festo standard FN 940070

Moderate corrosion stress. Internal applications in which condensation can occur. External visible parts with primarily decorative surface requirements which are in direct contact with a normal industrial environment.

Data sheet

Clevis foot LNG

Material:  
 Ø 32 ... 50: High-alloy steel  
 Ø 63 ... 200: Spheroidal graphite cast iron  
 Free of copper and PTFE  
 RoHS-compliant

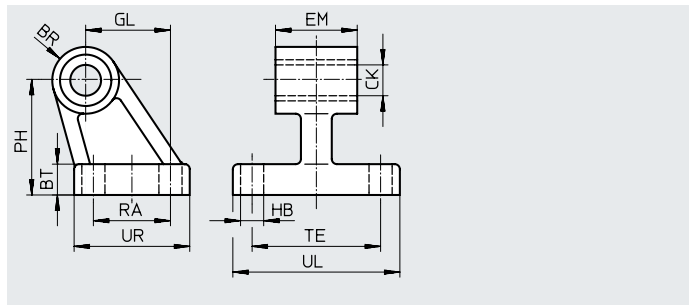


Dimensions and ordering data																	
For Ø	BR	BT	CK Ø D11	EB Ø H13	EM	GL	HB Ø H13	OF	PH	RA	TE	UL	UR	CRC <sup>1)</sup>	Weight [g]	Part no.	Type
32	10	8	10	-	25.8 -0.4	21	6.6	-	32	18	38	51	31	2	133	★ 33890	LNG-32
40	11	10	12	-	27.8 -0.4	24	6.6	-	36	22	41	54	35	2	161	★ 33891	LNG-40
50	12	12	12	-	31.8 -0.4	33	9	-	45	30	50	65	45	2	281	★ 33892	LNG-50
63	15	12	16	15	40 c11	37	9	10.8	50	35	52	67	50	1	486	★ 33893	LNG-63
80	15	14	16	18	50 c11	47	11	12.7	63	40	66	86	60	1	805	★ 33894	LNG-80
100	19	15	20	18	60 c11	55	11	13.7	71	50	76	96	70	1	1141	33895	LNG-100
125	22	20	25	20	70 c11	70	14	18.6	90	60	94	124	90	1	2545	33896	LNG-125
200	31	30	30	26	90 c11	105	18	28.5	135	90	122	162	130	1	8630	33898	LNG-200

1) Corrosion resistance class CRC 1 to Festo standard FN 940070  
 Low corrosion stress. Dry internal application or transport and storage protection. Also applies to parts behind covers, in the non-visible interior area, and parts which are covered in the application (e.g. drive trunnions).  
 Corrosion resistance class CRC 2 to Festo standard FN 940070  
 Moderate corrosion stress. Internal applications in which condensation can occur. External visible parts with primarily decorative surface requirements which are in direct contact with a normal industrial environment.

Clevis foot CRLNG, stainless steel

Material:  
 Stainless steel casting  
 Free of copper and PTFE



Dimensions and ordering data															
For Ø	BR	BT	CK Ø D11	EM	GL	HB Ø H13	PH	RA	TE	UL	UR	CRC <sup>1)</sup>	Weight [g]	Part no.	Type
32	10	8	10	25.8	21	6.6	32	18	38	51	31	4	133	161840	CRLNG-32
40	11	10	12	27.8	24	6.6	36	22	41	54	35	4	161	161841	CRLNG-40
50	12	12	12	31.8	33	9	45	30	50	65	45	4	281	161842	CRLNG-50
63	15	12	16	39.8	37	9	50	35	52	67	50	4	370	161843	CRLNG-63
80	15	14	16	49.8	47	11	63	40	66	86	60	4	562	161844	CRLNG-80
100	19	15	20	59.8	55	11	71	50	76	96	70	4	915	161845	CRLNG-100
125	22	20	25	69.8	70	14	90	60	94	124	90	4	2539	176951	CRLNG-125

1) Corrosion resistance class CRC 4 to Festo standard FN 940070  
 Particularly high corrosion stress. Outdoor exposure under extreme corrosive conditions. Parts exposed to aggressive media, e.g. in the chemical or food industries. Such applications may need to be safeguarded by means of special testing (→ also FN 940082), using appropriate media.

Festo core product range  
 ★ Generally ready for dispatch from the factory within 24 hours  
 ★ Generally ready for dispatch from the factory within 5 days

## Data sheet

## Clevis foot LBG/LBG-...-R3

The pivot pin is secured against rotation with a spring pin.

## Material:

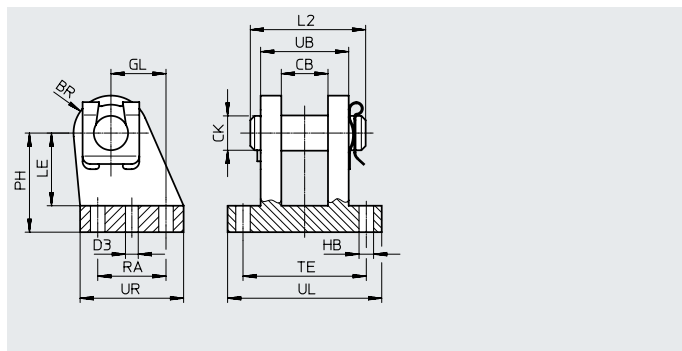

LBG 32 ... 63: Stainless steel casting

LBG 80 ... 125: Spheroidal graphite cast iron

LBG-...-R3: High-alloy stainless steel

Free of copper and PTFE

RoHS-compliant



## Dimensions and ordering data

For $\varnothing$ [mm]	BR		CB	CK $\varnothing$	D3 $\varnothing$	GL	HB $\varnothing$	L2	LE	PH	RA	TE	UB	UL	UR
		[R3]													
32	12	12	14.1	10	4.8	16	6.8	35	24	32	20	42	28	56	36
40	14	14	16.1	12	5.8	20	6.8	39	26	36	26	44	30	58	41.5
50	15	15	21.1	16	5.8	25	9.2	50	33	45	31	56	40	70	47
63	17	17	21.1	16	7.8	25	9.2	50	38	50	31	56	40	70	49
80	17	17	25.1	20	7.8	30	11	60	49	63	36	70	50	89	55
100	20	22	25.1	20	9.8	41	11	60	56	71	46	70	50	89	65
125	25	25	37.2	30	11.8	60	14	89	70	90	70	106	80	128	96

For $\varnothing$ [mm]	Basic type CRC <sup>1)</sup>				R3 – High corrosion protection CRC <sup>1)</sup>			
	Weight [g]	Part no.	Type	Weight [g]	Part no.	Type		
32	220	31761	LBG-32	220	2078790	LBG-32-R3		
40	300	31762	LBG-40	300	2078792	LBG-40-R3		
50	540	31763	LBG-50	540	2078794	LBG-50-R3		
63	580	31764	LBG-63	580	2078795	LBG-63-R3		
80	1050	31765	LBG-80	1050	2078797	LBG-80-R3		
100	1375	31766	LBG-100	1375	2078799	LBG-100-R3		
125	4140	31767	LBG-125	4140	2078837	LBG-125-R3		

1) Corrosion resistance class CRC 1 to Festo standard FN 940070

Low corrosion stress. Dry internal application or transport and storage protection. Also applies to parts behind covers, in the non-visible interior area, and parts which are covered in the application (e.g. drive trunnions).

Corrosion resistance class CRC 2 to Festo standard FN 940070

Moderate corrosion stress. Internal applications in which condensation can occur. External visible parts with primarily decorative surface requirements which are in direct contact with a normal industrial environment.

Corrosion resistance class CRC 3 to Festo standard FN 940070

High corrosion stress. Outdoor exposure under moderate corrosive conditions. Externally visible parts with primarily functional surface requirements which are in direct contact with a normal industrial environment.

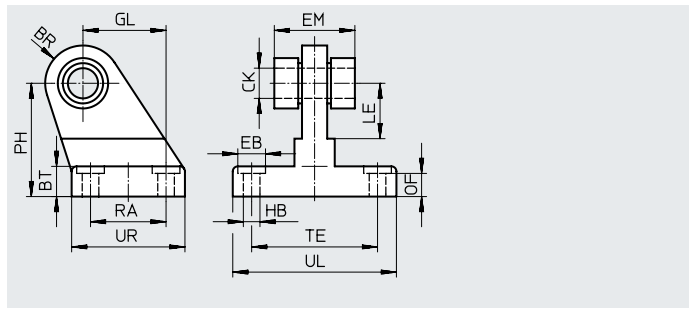
## Data sheet

### Clevis foot LSN

With spherical bearing

Material:

- ∅ 32 ... 50: High-alloy steel
- ∅ 63 ... 320: Spheroidal graphite cast iron
- ∅ 32 ... 200: Free of copper and PTFE
- RoHS-compliant



#### Dimensions and ordering data

For ∅	BR	BT	CK ∅	EB ∅	EM	GL	HB ∅	LE	OF
[mm]	-1								
32	13	10	10 -0.008	10	25.8	21	5.5	16	4.5
40	15	10	12 -0.008	10	27.8	24	5.5	20	4.3
50	15	12	12 -0.008	11	31.8	33	6.6	22	5.2
63	20	12	16 -0.008	11	39.8	37	6.6	30	5.2
80	20	14	16 -0.008	15	49.8	47	9	31	5
100	24	15	20 -0.010	15	59.8	55	9	38	6
125	33	20	25 -0.010	22	69.8	70	11	-	18
160	36	25	30 -0.010	26	89.8	97	13.5	-	22
200	36	30	30 -0.010	30	89.8	105	16	-	27
250	43	35.5	40 -0.010	40	109.5	128	22	-	32
320	54	40.7	45 -0.010	48	119.8	150	26	-	37

For ∅	PH	RA	TE	UL	UR	CRC <sup>1)</sup>	Weight	Part no.	Type
[mm]	±0.5						[g]		
32	32	18	38	51	31	2	162	5561	LSN-32
40	36	22	41	54	35	2	219	5562	LSN-40
50	45	30	50	65	45	2	366	5563	LSN-50
63	50	35	52	67	50	1	471	5564	LSN-63
80	63	40	66	86	60	1	753	5565	LSN-80
100	71	50	76	96	70	1	1169	5566	LSN-100
125	90	60	94	124	90	1	2705	6987	LSN-125
160	115	88	118	156	126	1	5656	6988	LSN-160
200	135	90	122	162	130	1	7389	6989	LSN-200
250	165	110	150	200	160	1	13386	6990	LSN-250
320	200	122	170	234	186	1	21620	6991	LSN-320

1) Corrosion resistance class CRC 1 to Festo standard FN 940070

Low corrosion stress. Dry internal application or transport and storage protection. Also applies to parts behind covers, in the non-visible interior area, and parts which are covered in the application (e.g. drive trunnions).

Corrosion resistance class CRC 2 to Festo standard FN 940070

Moderate corrosion stress. Internal applications in which condensation can occur. External visible parts with primarily decorative surface requirements which are in direct contact with a normal industrial environment.



## Data sheet

## Clevis foot LSNG

With spherical bearing

Material:

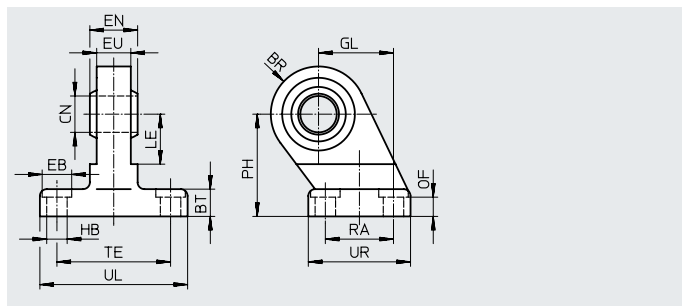
Ø 32 ... 50:

High-alloy steel

Ø 63 ... 200:

Spheroidal graphite cast iron

RoHS-compliant



## Dimensions and ordering data

For Ø	BR	BT	CN Ø	EB Ø +0.5	EN -0.1	EU -0.2	GL js14	HB Ø H13	OF
[mm]									
32	15	10 ±0.2	10 +0.013	–	14	10.5	21	6.6	8.5 +0.8
40	17	10 ±0.2	12 +0.015	–	16	12	24	6.6	8.5 +0.8
50	20	12 ±0.2	16 +0.015	–	21	15	33	9	10.5 +0.8
63	21+1.5/-0.5	12 ±0.6	16 +0.015	–	21	15	37	9	10.5 +0.8
80	26+1.5/-0.5	14 ±0.6	20 +0.018	–	25	18	47	11	12 +0.8
100	29	15 ±0.6	20 +0.018	–	25	18	55	11	13 +0.8
125	39	20 ±0.7	30 +0.018	20	37	25	70	14	17 +1
160	42	25 ±0.7	35 +0.021	20	43	28	97	14	21 +1
200	42	30 ±0.7	35 +0.021	26	43	28	105	18	26.5 +1

For Ø	PH	RA	TE	UL	UR	CRC <sup>1)</sup>	Weight	Part no.	Type
[mm]	js14	js14	js14				[g]		
32	32	18	38	51	31	2	172	31740	LSNG-32
40	36	22	41	54	35	2	228	31741	LSNG-40
50	45	30	50	65	45	2	416	31742	LSNG-50
63	50	35	52	67 <sup>+1</sup>	50 <sup>+1</sup>	1	541	31743	LSNG-63
80	63	40	66	86 <sup>+1</sup>	60 <sup>+1</sup>	1	997	31744	LSNG-80
100	71	50	76	96 <sub>-1</sub>	70 <sub>-1</sub>	1	1358	31745	LSNG-100
125	90	60	94	124 <sub>-1</sub>	90 <sub>-1</sub>	1	3071	31746	LSNG-125
160	115	88	118	156 <sub>-1</sub>	126 <sub>-1</sub>	1	6001	152599	LSNG-160
200	135	90	122	162 <sub>-1</sub>	130 <sub>-1</sub>	1	7368	152600	LSNG-200

1) Corrosion resistance class CRC 1 to Festo standard FN 940070

Low corrosion stress. Dry internal application or transport and storage protection. Also applies to parts behind covers, in the non-visible interior area, and parts which are covered in the application (e.g. drive trunnions).

Corrosion resistance class CRC 2 to Festo standard FN 940070

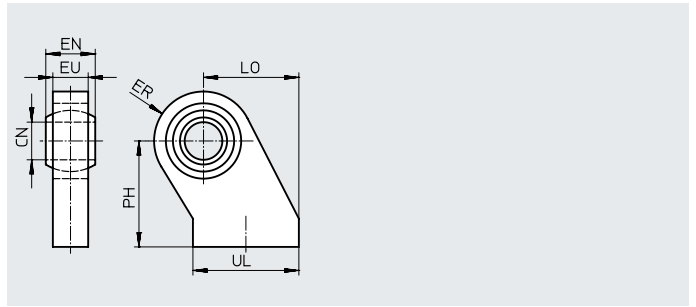

Moderate corrosion stress. Internal applications in which condensation can occur. External visible parts with primarily decorative surface requirements which are in direct contact with a normal industrial environment.

## Data sheet

### Clevis foot LSNSG

Weld-on  
With spherical bearing

Material:  
Ø 32 ... 125: Galvanised steel  
RoHS-compliant



#### Dimensions and ordering data

For Ø	CN Ø	EN	ER	EU	LO	PH	UL	(CRC <sup>1)</sup> )	Weight [g]	Part no.	Type
[mm]		-0.1	±0.5		±0.5	js15					
32	10 +0.013	14	15.5	10±0.3	27.5	32	28.5	1	105	<b>31747</b>	<b>LSNSG-32</b>
40	12 +0.015	16	17.5	12±0.3	30.5	36	33.5	1	160	<b>31748</b>	<b>LSNSG-40</b>
50	16 +0.015	21	20.5	15±0.3	40.5	45	43.5	1	300	<b>31749</b>	<b>LSNSG-50</b>
63	16 +0.015	21	22.5	15±0.3	44.5	50	48	1	370	<b>31750</b>	<b>LSNSG-63</b>
80	20 +0.018	25	28.5	18±0.5	57	63	58	1	700	<b>31751</b>	<b>LSNSG-80</b>
100	20 +0.018	25	29.5	18±0.5	65	71	67.5	1	830	<b>31752</b>	<b>LSNSG-100</b>
125	30 +0.018	37	39.5	25±0.5	85	90	87.5	1	1960	<b>31753</b>	<b>LSNSG-125</b>

1) Corrosion resistance class CRC 1 to Festo standard FN 940070

Low corrosion stress. Dry internal application or transport and storage protection. Also applies to parts behind covers, in the non-visible interior area, and parts which are covered in the application (e.g. drive trunnions).

## Data sheet

**Right-angle clevis foot LQG**

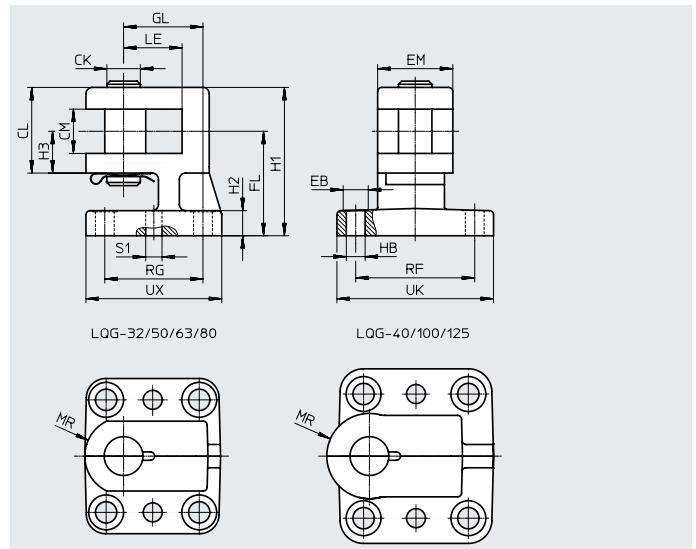

The pivot pin is secured against rotation with a spring pin.

**Material:**

Spheroidal graphite cast iron

Free of copper and PTFE

RoHS-compliant

**Dimensions and ordering data**

For $\varnothing$ [mm]	CK $\varnothing$ h9	CL	CM +0.2	EB $\varnothing$	EM	FL	GL	H1	H2	H3	HB $\varnothing$
32	10	27	14.2	11	25	32 ±0.3	22 ±0.3	45 ±0.5	9	14	6.6
40	12	31	16.2	11	25	36 js14	22 js14	52 ±0.5	9	15	6.6
50	16	41	21.2	15	32	45 js14	36 js14	66 ±0.5	9	20	9
63	16	41	21.2	15	36	50 js14	38 js14	71	12	20	9
80	20	51	25.1	18	36	63 js14	39 js14	89	14	25	11
100	20	51	25.1	18	42	71 js14	51 js14	97	14	25	11
125	30	80	37.1	19	50	90 ±0.4	60 js14	130	20	40	14

For $\varnothing$ [mm]	LE	MR	RF	RG	S1 $\varnothing$	UK	UX	CRC <sup>1)</sup>	Weight [g]	Part no.	Type
32	18	12.5	40 ±0.3	29 ±0.3	4.8	56	45	1	301	31768	LQG-32
40	22	15	40 js14	29 js14	5.8	56	45	1	369	31769	LQG-40
50	28	18	52 js14	40 js14	5.8	70	58	1	706	31770	LQG-50
63	28	18	57 js14	47 js14	7.8	75	65	1	784	31771	LQG-63
80	31	20	58 js14	48 js14	9.8	80	70	1	1125	31772	LQG-80
100	34	22	64 js14	54 js14	9.8	90	80	1	1492	31773	LQG-100
125	38	32	104 js14	70 js14	11.5	130	96	1	3774	31774	LQG-125

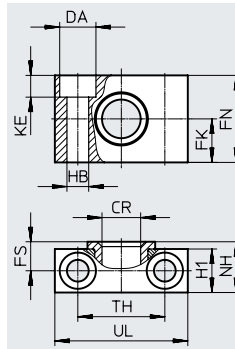
1) Corrosion resistance class CRC 1 to Festo standard FN 940070

Low corrosion stress. Dry internal application or transport and storage protection. Also applies to parts behind covers, in the non-visible interior area, and parts which are covered in the application (e.g. drive trunnions).

## Data sheet

### Trunnion support LNZG

Material:  
 Trunnion support:  
 Ø 32 ... 125: Anodised aluminium  
 Ø 160 ... 320: Galvanised steel  
 Plain bearing:  
 Ø 32 ... 200: Plastic  
 Ø 250 ... 320: Sintered bronze  
 Ø 32 ... 200: Free of copper and PTFE  
 RoHS-compliant



#### Dimensions and ordering data

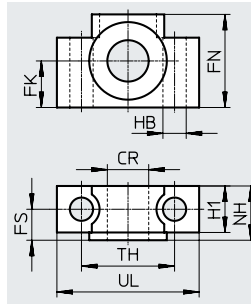

For Ø [mm]	CR Ø	DA Ø H13	FK Ø	FN	FS	H1	HB Ø H13	KE	NH	TH	UL	CRC <sup>1)</sup>	Weight [g]	Part no.	Type
32	12 D11	11	15 ±0.1	30	10.5	15	6.6	6.8	18	32 ±0.2	46	2	83	32959	LNZG-32
4 0/50	16 D11	15	18 ±0.1	36	12	18	9	9	21	36 ±0.2	55	2	129	32960	LNZG-4 0/50
6 3/80	20 D11	18	20 ±0.1	40	13	20	11	11	23	42 ±0.2	65	2	178	32961	LNZG-6 3/80
10 0/125	25 D11	20	25 ±0.1	50	16	24.5	14	13	28.5	50 ±0.2	75	2	306	32962	LNZG-10 0/125
16 0/200	32 D11	26	30 ±0.2	60	22.5	36	18	17	40	60 ±0.3	92	2	659	35780	LNZG-16 0/200
250	40 G7	33	35 ±0.2	70	27.5	45	22	21.5	50	90 ±0.3	140	2	2218	157516	LNZG-250
320	50 G7	40	40 ±0.2	80	32.5	55	26	21.5	60	100 ±0.3	150	2	2934	157517	LNZG-320

1) Corrosion resistance class CRC 2 to Festo standard FN 940070

Moderate corrosion stress. Internal applications in which condensation can occur. External visible parts with primarily decorative surface requirements which are in direct contact with a normal industrial environment.

### Trunnion support CRLNZG, stainless steel

Material:  
 High-alloy steel  
 Free of copper and PTFE  
 RoHS-compliant



#### Dimensions and ordering data

For Ø [mm]	CR Ø D11	FK Ø ±0.1	FN	FS	H1	HB Ø H13	NH	TH ±0.2	UL	CRC <sup>1)</sup>	Weight [g]	Part no.	Type
32	12	15	30	10.5	15	6.6	18	32	46	4	205	161874	CRLNZG-32
4 0/50	16	18	36	12	18	9	21	36	55	4	323	161875	CRLNZG-4 0/50
6 3/80	20	20	40	13	20	11	23	42	65	4	435	161876	CRLNZG-6 3/80
100	25	25	50	16	24.5	14	28.5	50	75	4	738	161877	CRLNZG-10 0/125

1) Corrosion resistance class CRC 4 to Festo standard FN 940070

Particularly high corrosion stress. Outdoor exposure under extreme corrosive conditions. Parts exposed to aggressive media, e.g. in the chemical or food industries. Such applications may need to be safeguarded by means of special testing (→ also FN 940082), using appropriate media.

## Data sheet

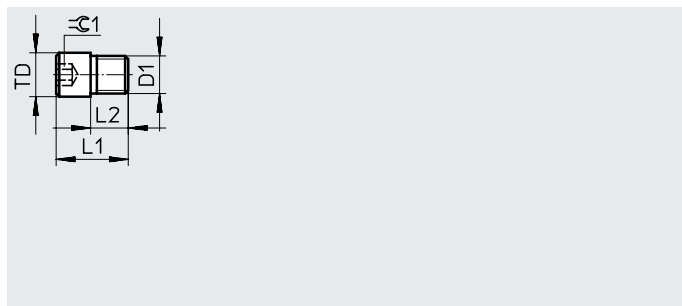
**Threaded bolt GBS**

For swivel mounting of drives with appropriate design.

Material:

Case-hardened steel

Free of copper and PTFE

**Dimensions and ordering data**

For $\varnothing$	D1	L1	L2	TD	$\approx$ G1	CRC <sup>1)</sup>	Weight	Part no.	Type
[mm]				$\varnothing$ f8			[g]		
32	M8x1	14.5	6.5 ±0.1	10	5	2	10	<b>9236</b>	<b>GBS-32</b>
40	M10x1	18.5	9 ±0.1	12	6	2	20	<b>9237</b>	<b>GBS-40</b>
50	M12x1.5	23	12 ±0.2	14	6	2	40	<b>9238</b>	<b>GBS-50</b>
63	M14x1.5	29	16 ±0.2	16	8	2	65	<b>9239</b>	<b>GBS-63</b>

1) Corrosion resistance class CRC 2 to Festo standard FN 940070

Moderate corrosion stress. Internal applications in which condensation can occur. External visible parts with primarily decorative surface requirements which are in direct contact with a normal industrial environment.

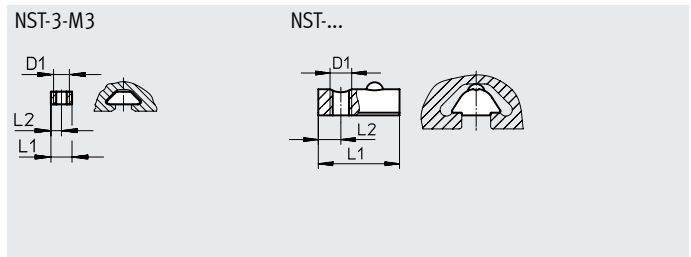
## Data sheet

### Slot nut NST

For profile slots on linear drive units, drives and axes as well as on guide axes

Material:

Non-alloyed tempered steel  
Free of copper and PTFE



Dimensions and ordering data								
D1	L1	L2	CRC <sup>1)</sup>	Weight	Part no.	Type	PU <sup>2)</sup>	
	±0.5			[g]				
M3	4	2	1	0.3	558045	NST-3-M3	1	
M5	12	4	2	3	150914	NST-5-M5	1	
					8047843	NST-5-M5-10	10	
					8047878	NST-5-M5-50	50	
M6	22.5	6.25	2	11	150915	NST-8-M6	1	
					8047868	NST-8-M6-10	10	
					8047869	NST-8-M6-50	50	

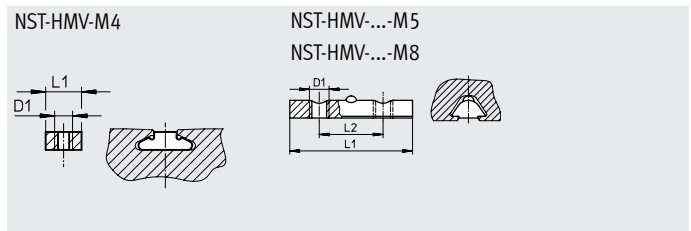

- 1) Corrosion resistance class CRC 1 to Festo standard FN 940070  
Low corrosion stress. Dry internal application or transport and storage protection. Also applies to parts behind covers, in the non-visible interior area, and parts which are covered in the application (e.g. drive trunnions).  
Corrosion resistance class CRC 2 to Festo standard FN 940070  
Moderate corrosion stress. Internal applications in which condensation can occur. External visible parts with primarily decorative surface requirements which are in direct contact with a normal industrial environment.
- 2) Packaging unit

### Slot nut NST-HMV

For multi-axis systems

Material:

Non-alloyed tempered steel  
Free of copper and PTFE



Dimensions and ordering data								
D1	L1	L2	CRC <sup>1)</sup>	Weight	Part no.	Type	PU <sup>2)</sup>	
	±0.5			[g]				
M4	–	–	2	2	526091	NST-HMV-M4	10	
M5	24	12.5	2	7	526094	NST-HMV-5-2-M5		
M8	50	26	2	22	526093	NST-HMV-8-2-M8		

- 1) Corrosion resistance class CRC 2 to Festo standard FN 940070  
Moderate corrosion stress. Internal applications in which condensation can occur. External visible parts with primarily decorative surface requirements which are in direct contact with a normal industrial environment.
- 2) Packaging unit

## Data sheet

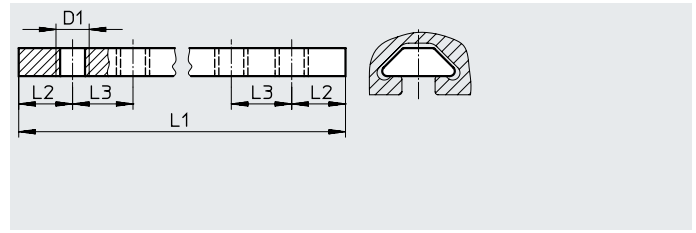

### Slot nut NSTL

For slides on linear drives and axes as well as passive guide axes

Material:

Non-alloyed tempered steel

Free of copper and PTFE



#### Dimensions and ordering data

D1	L1 ±0.5	L2	L3	CRC <sup>1)</sup>	Weight [g]	Part no.	Type	PU <sup>2)</sup>
M5	100	13	15	2	23	<b>158410</b>	<b>NSTL-25</b>	1
	128	14	15	2	30	<b>158411</b>	<b>NSTL-32</b>	
	166	25	20	2	40	<b>158412</b>	<b>NSTL-40</b>	
M8	199	24	20	2	138	<b>158413</b>	<b>NSTL-50</b>	
	229	30	35	2	160	<b>158414</b>	<b>NSTL-63</b>	
	319	30	35	2	228	<b>161356</b>	<b>NSTL-80</b>	

1) Corrosion resistance class CRC 2 to Festo standard FN 940070

Moderate corrosion stress. Internal applications in which condensation can occur. External visible parts with primarily decorative surface requirements which are in direct contact with a normal industrial environment.

2) Packaging unit

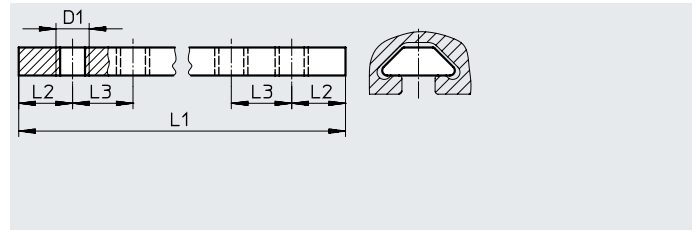
### Slot nut NSTH

For slides on heavy-duty guides HD

Material:

Non-alloyed tempered steel

Free of copper and PTFE



#### Dimensions and ordering data

D1	L1 ±0.5	L2	L3	CRC <sup>1)</sup>	Weight [g]	Part no.	Type	PU <sup>2)</sup>
M3	89	15	15	2	7	<b>161018</b>	<b>NSTH-8</b>	1
M5	119	15	15	2	28	<b>161019</b>	<b>NSTH-12</b>	
	159	25	20	2	38	<b>161020</b>	<b>NSTH-18</b>	
M8	209	25	20	2	146	<b>161021</b>	<b>NSTH-25</b>	
	259	30	35	2	184	<b>161022</b>	<b>NSTH-40</b>	

1) Corrosion resistance class CRC 2 to Festo standard FN 940070


Moderate corrosion stress. Internal applications in which condensation can occur. External visible parts with primarily decorative surface requirements which are in direct contact with a normal industrial environment.

2) Packaging unit

Data sheet

Centring pin ZBS

Material:  
Corrosion-resistant steel  
Free of copper and PTFE  
RoHS-compliant




Dimensions and ordering data							
D1 ø	B1	CRC <sup>1)</sup>	Weight [g]	Part no.	Type	PU <sup>2)</sup>	
2	5	2	1	525273	ZBS-2	10	
4	5	2	1	562959	ZBS-4	10	
5	5	2	1	150928	ZBS-5	10	

- 1) Corrosion resistance class CRC 2 to Festo standard FN 940070  
Moderate corrosion stress. Internal applications in which condensation can occur. External visible parts with primarily decorative surface requirements which are in direct contact with a normal industrial environment.
- 2) Packaging unit

Centring sleeve ZBH

Material:  
Corrosion-resistant steel  
Free of copper and PTFE  
RoHS-compliant



Dimensions and ordering data							
D1 ø	B1	D2 ø	CRC <sup>1)</sup>	Weight [g]	Part no.	Type	PU <sup>2)</sup>
5 <sub>h7</sub>	2.4	3.2	2	1	189652	ZBH-5	10
5 <sub>h8</sub>	2.4	4.2	2	0.1	8119593	ZBH-5-M4	10
7 <sub>h7</sub>	3	5.3	2	1	186717	ZBH-7	10
9 <sub>h7</sub>	4	6.4	2	1	150927	ZBH-9	10
12 <sub>h7</sub>	5	10.3 +0.1	2	1	189653	ZBH-12	10
15 <sub>h7</sub>	6	12.4	2	3	191409	ZBH-15	10
25 <sub>h7</sub>	6.9	17	2	4	8023856	ZBH-25	10


- 1) Corrosion resistance class CRC 2 to Festo standard FN 940070  
Moderate corrosion stress. Internal applications in which condensation can occur. External visible parts with primarily decorative surface requirements which are in direct contact with a normal industrial environment.
- 2) Packaging unit



## Data sheet

## Connector sleeve ZBV

Material:  
Steel  
RoHS-compliant



Dimensions and ordering data									
B1	B2	D1 ∅ h7	D2 ∅	D3 ∅ h7	CRC <sup>1)</sup>	Weight [g]	Part no.	Type	PU <sup>2)</sup>
2.8	1.3	5	4 +0.05	6	2	0.26	571033	ZBV-6-5	10
3	1.5	6	5.3	7	2	0.25	560252	ZBV-7-6	
3.5	1.5	7	5.3	8	2	0.63	571034	ZBV-8-7	
3.4	1.5	7	5.5	9	2	1	548805	ZBV-9-7	
4	2	8	6.4	9	2	0.75	560253	ZBV-9-8	
4	2	9	6.4	10	2	1.2	560254	ZBV-10-9	
4.5	2	9	6.4	12	2	2	548806	ZBV-12-9	
4.5	2	10	6.4	12	2	2.3	571035	ZBV-12-10	
5	2.5	12	10.3	14	2	1.9	560255	ZBV-14-12	

1) Corrosion resistance class CRC 2 to Festo standard FN 940070


Moderate corrosion stress. Internal applications in which condensation can occur. External visible parts with primarily decorative surface requirements which are in direct contact with a normal industrial environment.

2) Packaging unit

## Data sheet

### Central mounting SLZZ

Material:  
Corrosion-resistant steel  
Free of copper and PTFE



#### Dimensions and ordering data


D1 ø h8	B1	CRC <sup>1)</sup>	Weight [g]	Part no.	Type
14	5	2	21	150900	SLZZ-1 6/10
25	5.5	2	40	150901	SLZZ-2 5/16
25	5.5	2	84	150904	SLZZ-5 0/40

1) Corrosion resistance class CRC 2 to Festo standard FN 940070

Moderate corrosion stress. Internal applications in which condensation can occur. External visible parts with primarily decorative surface requirements which are in direct contact with a normal industrial environment.

### Slot cover ABP

For mounting slots



### Slot covers ABP-5-S

For sensor slots

Material:  
Acrylic butadiene styrene

#### Ordering data

Slot type	Length [m]	Weight [g]	Part no.	Type	PU <sup>1)</sup>
Mounting slot	0.5	16	151681	ABP-5	2
	0.5	42	151682	ABP-8	
Sensor slot	0.5	15	151680	ABP-5-S	
	0.5	13	563360	ABP-5-S1	

1) Packaging unit