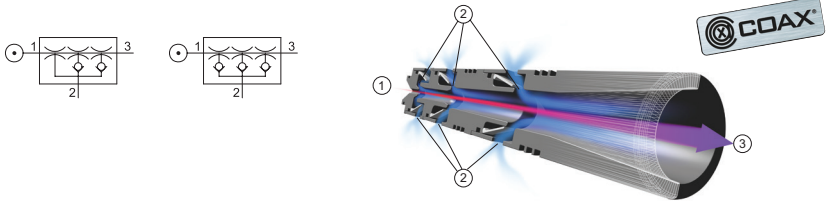


## 1. INSTALLATION / CONNECTIONS



### RECOMMENDED HOSE DIMENSIONS IN MM [IN.] (INTERNAL DIAMETER)

Connections		COAX® cartridge	
		Pi48-2, Pi48-3	Si32-2, Si32-3 / Xi40-2, Xi40-3
1.	Compressed air	≥ 6 [0.24]	≥ 4 [0.16]
2.	Vacuum	≥ 12 [0.47]	≥ 12 [0.47]
3.	Exhaust	≥ 15 [0.59]	≥ 15 [0.59]

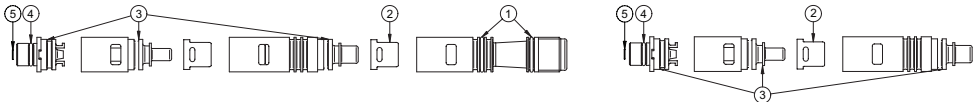
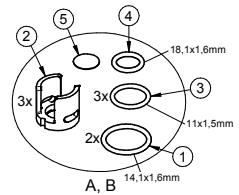
### FEED PRESSURE, VACUUM LEVEL AND EXHAUST PRESSURE

COAX® cartridge	Feed pressure	Max. vacuum level	Max. exhaust pressure
	MPa [psi]	-kPa [inHg]	MPa [psi]
Pi48-2, Pi48-3	0.31-0.6 [43.5-87]	90 [26.6]	0.14 [20.3]
Si32-2, Si32-3	0.6 [87]	75 [22.2]	0.08 [10.2]
Xi40-2, Xi40-3	0.45 [65]	95 [28.1]	0.09 [13.1]

Applies to hoses up to 2 m [6.6 feet] long.

## 2. SPARE PARTS AND ACCESSORIES

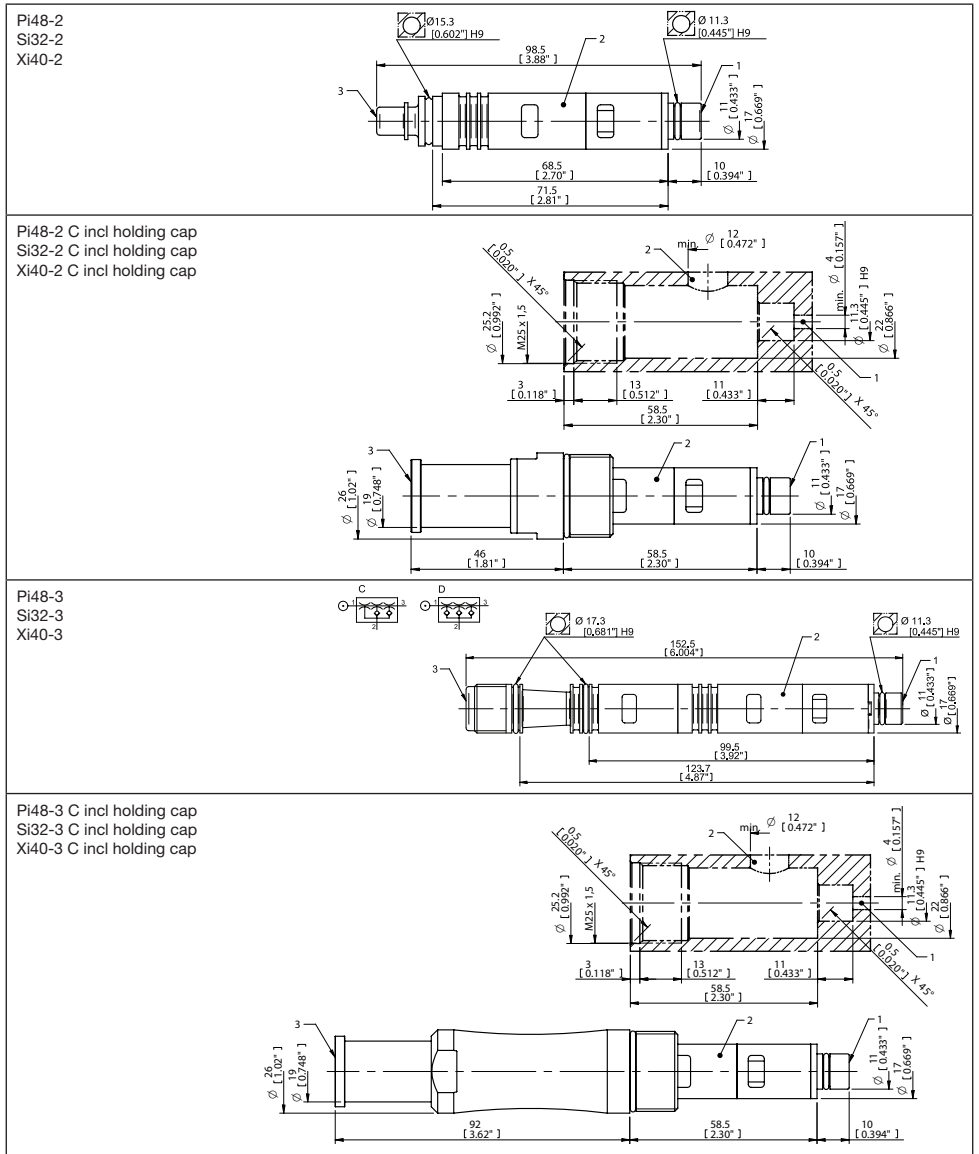
Description	Art. No.
A Spare part kit COAX® cartridge MIDI, Nitrile	0109531
B Spare part kit COAX® cartridge MIDI, Viton®	0124897
Silencer COAX® cartridge MIDI	0111976



## 3. CLEANING

Rinse in water or use compressed air to blow off. Let dry before reinstalling.

## 4. DIMENSIONS



Piab 2006. All rights reserved. COAX® is a registered trademark of Piab.