



# PVL-B & PVL-C Inline valves

Stackable, Stand-alone and Valvetronic

PDE2628TCUK



ENGINEERING YOUR SUCCESS.

## PVL-B & PVL-C Inline Valves

---



### Important !

Before carrying out any service work, ensure that the valve and manifold have been vented. Remove the primary supply air hose to ensure total disconnection of the air supply before dismantling valves or blank connection blocks.



### NB !

All technical data in this catalogue is typical only. The air quality is decisive for the valve life: see ISO 8573.



### WARNING

FAILURE OR IMPROPER SELECTION OR IMPROPER USE OF THE PRODUCTS AND/OR SYSTEMS DESCRIBED HEREIN OR RELATED ITEMS CAN CAUSE DEATH, PERSONAL INJURY AND PROPERTY DAMAGE.

This document and other information from Parker Hannifin Corporation, its subsidiaries and authorized distributors provide product and/or system options for further investigation by users having technical expertise. It is important that you analyze all aspects of your application and review the information concerning the product or system in the current product catalog. Due to the variety of operating conditions and applications for these products or systems, the user, through its own analysis and testing, is solely responsible for making the final selection of the products and systems and assuring that all performance, safety and warning requirements of the application are met. The products described herein, including without limitation, product features, specifications, designs, availability and pricing, are subject to change by Parker Hannifin Corporation and its subsidiaries at any time without notice.

### SALE CONDITIONS

The items described in this document are available for sale by Parker Hannifin Corporation, its subsidiaries or its authorized distributors. Any sale contract entered into by Parker will be governed by the provisions stated in Parker's standard terms and conditions of sale (copy available upon request).

<b>Summary</b>	<b>Page</b>
Product Overview .....	4
PVL-B & PVL-C Traditional Wiring Series - Order code .....	5
Head and Tail Set .....	5
Accessories .....	5
Stackable Valve Series PVL-B12 / PVL-C12 .....	6
Stand-alone Valve Series PVL-B11 / PVL-C11 .....	7
Modular Pilot System .....	
For PVL-B / PVL-C low power solenoid body .....	8
For PVL-C high power solenoid body .....	9
PVL-B Valvetronic Series - Order code .....	10
Presentation .....	10
Head & Tail Set .....	11
Accessories .....	11
Valve .....	12 - 13
Solenoid Pilots and Spare Set .....	13
Technical Characteristics .....	14
Mounting .....	15
Dimensions .....	16 - 19

**PVL-B size  
18 mm width**



**PVL-C size  
25 mm width**



**PVL -B12 / -C12**

**Traditional wiring Stackable Series**

The PVL Series stacking system permits assembly of several valves into one stack. Supply is connected at either a single or a dual head/tail set. Two common exhaust galleries are provided. Connections to outlet ports 2 and 4 on each valve can be accomplished by threaded pipe or instant tube fittings. Electrical connection is made to each solenoid using a 15 mm - 3 pin - 8 mm spacing connector plug. Each stack assembly can handle any combination of the following valve types :

- Single or double solenoid
- Single or double Remote air Pilot

Both PVL-B & PVL-C valve sizes can be combined in one stack using a transition kit.



**PVL -B11 / -C11**

**Traditional wiring Stand- alone Series**

Very useful to control isolated cylinders, these stand-alone valve Series are compact and easy to mount on the machines close to the actuator with neat electrical or remote pneumatic pilot. Available with solenoid pilots traditional wiring or remote air pilot, these Series can also be stacked and mixed into a stacking valve island Series.



**PVL -B10**

**Valvetronic Stackable Series**

Including an integrated electrical connection, the Valvetronic Series allowed a multi-wiring connection. The construction of the stack determines the relationship of each connector pin and the device is to control. The address of each solenoid valve is based on its physical position in the stack. Each stack assembly can handle any combination of pneumatic functions.

Stacking high flow valves with air pilot or solenoid actuation. Light weight plastic bodies feature push-in or threaded connections. Stacking valves feature modular inlet and exhaust facility.

- High flow, compact size
- Push-in or threaded connection
- DIN rail or block mounting
- Light weight construction



**Head and tail sets and intermediate supply modules**

	Type of mounting	Description	Valve size	Port size	Weight (g)	Order code
	On DIN rail	Single air supply head and tail set	PVL-B	G1/4	175	<b>PVL-B1719</b>
			PVL-C	G3/8	195	<b>PVL-C1713</b>
		Dual air supply head and tail set	PVL-B	G1/4	245	<b>PVL-B1729</b>
			PVL-C	G3/8	285	<b>PVL-C1723</b>
	Surface	Single air supply head and tail set	PVL-B	G1/8	200	<b>PVL-B1818</b>
			PVL-C	G1/4	225	<b>PVL-C1819</b>
		Dual air supply head and tail set	PVL-B	G1/8	260	<b>PVL-B1828</b>
			PVL-C	G1/4	280	<b>PVL-C1829</b>
	On DIN rail	Intermediate supply module	PVL-B	G1/8	150	<b>PVU-LBB118</b>
			PVL-C	G1/4	200	<b>PVU-LCC119</b>
	On DIN rail	Kit for stacking PVL-B & PVL-C Including : - 1 transfert / take-off module - 1 PVL-C head module - 1 PVL-B end plate	PVL-C/B	G1/4-G1/8	640	<b>PVU-LCB119</b>


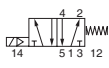
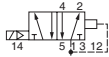
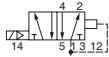

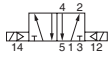
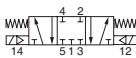
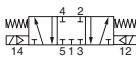

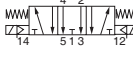
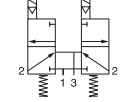
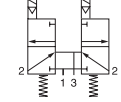
**Spare mounting and assembly kits**

	Description	Valve size	Port size	Weight (g)	Order code
	Kit for sealing the inlet/exhaust common gallery including : PVL-C - 3 common blanking plugs - 2 drilled and threaded rods - 2 screws for extended tie rod	PVL-B		35	<b>PVL-B1901</b>
				65	<b>PVL-C1901</b>
	Pack of 10 common blanking	PVL-B		35	<b>PVL-B1902</b>
		PVL-C		65	<b>PVL-C1902</b>
	Pack of 10 stacking rods	PVL-B		35	<b>PPR-V21</b>
		PVL-C		65	<b>PPR-V22</b>
	Pack of 20 rail clip assembly	PVL-B / PVL-C		70	<b>PPR-L09</b>
	Pack of 30 O-ring seals for common inlet/exhaust ports	PVL-B		15	<b>PPR-V23</b>
		PVL-C		15	<b>PPR-V24</b>

## PVL-B & -C valve module for electric low power solenoid or air actuator

Valve module without actuator


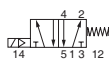
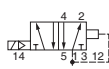
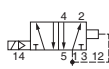
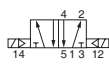
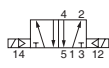
For use with air-pilot connector or 1,2 W / 1,6 VA solenoid valve

Symbol	Description	Valve size	Connection	Weight (g)	Order code
 	5/2 single acting / Spring return	PVL-B	Push-in Ø 6 mm	125	<b>PVL-B121606</b>
			G 1/8	125	<b>PVL-B121618</b>
	PVL-C	5/2 single acting / Spring return	Push-in Ø 8 mm	240	<b>PVL-C121608</b>
			G 1/4	240	<b>PVL-C121619</b>
			G 3/8	240	<b>PVL-C121613</b>
	 	5/2 single acting / Air spring return	PVL-B	Push-in Ø 6 mm	125
G 1/8				125	<b>PVL-B123618</b>
PVL-C		5/2 single acting / Air spring return	Push-in Ø 8 mm	240	<b>PVL-C123608</b>
			G 1/4	240	<b>PVL-C123619</b>
			G 3/8	240	<b>PVL-C123613</b>
 		5/2 double acting	PVL-B	Push-in Ø 6 mm	120
	G 1/8			120	<b>PVL-B122618</b>
	PVL-C	5/2 double acting	Push-in Ø 8 mm	230	<b>PVL-C122608</b>
			G 1/4	230	<b>PVL-C122619</b>
			G 3/8	230	<b>PVL-C122613</b>
	 	5/3 APB (All Ports Blocked)	PVL-B	Push-in Ø 6 mm	130
G 1/8				130	<b>PVL-B127618</b>
PVL-C		5/3 APB (All Ports Blocked)	Push-in Ø 8 mm	250	<b>PVL-C127608</b>
			G 1/4	250	<b>PVL-C127619</b>
			G 3/8	250	<b>PVL-C127613</b>
 		5/3 Vented centre	PVL-C	Push-in Ø 8 mm	250
	G 1/4			250	<b>PVL-C128619</b>
 	Double 3/2 Normally Closed (NC)	PVL-B	Push-in Ø 6 mm	130	<b>PVL-B125606</b>
			G 1/8	130	<b>PVL-B125618</b>

## PVL-C valve module for electric high power solenoid or air actuator

Valve module without actuator

For use with air-pilot connector or 6 W / 8,5 VA solenoid valve

Symbol	Description	Valve size	Connection	Weight (g)	Order code
 	5/2 single acting / Spring return	PVL-C	Push-in Ø 8 mm	250	<b>PVL-C121408</b>
			G 1/4	250	<b>PVL-C121419</b>
 	5/2 single acting / Air spring return	PVL-C	Push-in Ø 8 mm	250	<b>PVL-C123408</b>
			G 1/4	250	<b>PVL-C123419</b>
 	5/2 double acting	PVL-C	Push-in Ø 8 mm	240	<b>PVL-C122408</b>
			G 1/4	240	<b>PVL-C122419</b>

Each valve module is supplied with two tie rods for use in the "stacking" system.



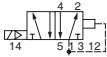
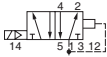

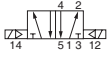
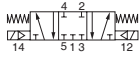
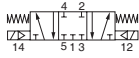


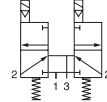
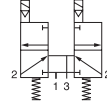
The above valve operator can be either :

- Pneumatic, by adding one or two air pilot connectors including a Ø4 mm push-in fitting or a threaded M5 port ;
- Electric, by adding one or two 1,2 W / 1,6 VA solenoids (PVL-B or C) or 6 W / 8,5 VA (PVL-C).

**PVL-B & -C valve module for electric low power solenoid or air actuator**

Valve module without actuator







For use with air-pilot connector or 1,2 W / 1,6 VA solenoid valve

Symbol	Description	Valve size	Connection	Weight (g)	Order code
 	5/2 single acting / Spring return	PVL-B	Push-in Ø 6 mm	125	<b>PVL-B111606</b>
			G 1/8	125	<b>PVL-B111618</b>
	PVL-C	Push-in Ø 8 mm	240	<b>PVL-C111608</b>	
		G 1/4	240	<b>PVL-C111619</b>	
		G 3/8	240	<b>PVL-C111613</b>	
	 	5/2 single acting / Air spring return	PVL-B	Push-in Ø 6 mm	125
			G 1/8	125	<b>PVL-B113618</b>
PVL-C		Push-in Ø 8 mm	240	<b>PVL-C113608</b>	
		G 1/4	240	<b>PVL-C113619</b>	
		G 3/8	240	<b>PVL-C113613</b>	
 		5/2 double acting	PVL-B	Push-in Ø 6 mm	120
			G 1/8	120	<b>PVL-B112618</b>
	PVL-C	Push-in Ø 8 mm	230	<b>PVL-C112608</b>	
		G 1/4	230	<b>PVL-C112619</b>	
		G 3/8	230	<b>PVL-C112613</b>	
	 	5/3 APB (All Ports Blocked)	PVL-B	Push-in Ø 6 mm	130
			G 1/8	130	<b>PVL-B117618</b>
PVL-C		Push-in Ø 8 mm	250	<b>PVL-C117608</b>	
		G 1/4	250	<b>PVL-C117619</b>	
		G 3/8	250	<b>PVL-C117613</b>	
 		5/3 Vented centre	PVL-C	Push-in Ø 8 mm	250
			G 1/4	250	<b>PVL-C118619</b>
 	Double 3/2 Normally Closed (NC)	PVL-B	Push-in Ø 6 mm	130	<b>PVL-B115606</b>
			G 1/8	130	<b>PVL-B115618</b>

**PVL-C valve module for electric high power solenoids or air actuator**

Valve module without actuator

For use with air-pilot connector or 6 W / 8,5 VA solenoid valve

Symbol	Description	Valve size	Connection	Weight (g)	Order code
 	5/2 single acting / Spring return	PVL-C	Push-in Ø 8 mm	250	<b>PVL-C111408</b>
			G 1/4	250	<b>PVL-C111419</b>
 	5/2 single acting / Air spring return	PVL-C	Push-in Ø 8 mm	250	<b>PVL-C113408</b>
			G 1/4	250	<b>PVL-C113419</b>
 	5/2 double acting	PVL-C	Push-in Ø 8 mm	240	<b>PVL-C112408</b>
			G 1/4	240	<b>PVL-C112419</b>


Each valve module is supplied with two tie rods for use in the "stacking" system.

The above valve operator can be either :


- Pneumatic, by adding one or two air pilot connectors including a Ø4 mm push-in fitting or a threaded M5 port ;
- Electric, by adding one or two 1,2 W / 1,6 VA solenoids (PVL-B or C) or 6 W / 8,5 VA (PVL-C).

**Modular piloting system**


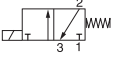
PVL-B & PVL-C valve module for air-pilot connector or lower power (1,2 W / 1,6 VA) solenoid valve






**Air-pilot actuator for PVL-B and PVL-C valve**

Description	Pneumatic connection	Weight (g)	Order code
 Air-pilot actuator for PVL-B & PVL-C 15mm solenoid body	Push-in Ø 4 mm	7	<b>PVA-P111</b>
	Threaded M5	2	<b>PVA-P115</b>

**Solenoids 15mm 1,2 W / 1,6 VA (230 VAC 2,4 VA)**  
 (8mm pin spacing)

Description	Voltage	Weight (g)	Manual override		
			Without Order code	Spring return Order code	Indexing Order code
  Solenoid valve 15 mm	12 VDC	38	<b>P2E-KV32B0</b>	<b>P2E-KV32B1</b>	<b>P2E-KV32B2</b>
	24 VDC	38	<b>P2E-KV32C0</b>	<b>P2E-KV32C1</b>	<b>P2E-KV32C2</b>
	48 VDC	38	<b>P2E-KV32D0</b>	<b>P2E-KV32D1</b>	<b>P2E-KV32D2</b>
	24 V 50/60Hz	38	<b>P2E-KV31C0</b>	<b>P2E-KV31C1</b>	<b>P2E-KV31C2</b>
	48 V 50/60Hz	38	<b>P2E-KV34D0</b>	<b>P2E-KV34D1</b>	<b>P2E-KV34D2</b>
	115 V 50Hz, 120 V 60Hz	38	<b>P2E-KV31F0</b>	<b>P2E-KV31F1</b>	<b>P2E-KV31F2</b>
	230 V 50Hz, 240 V 60Hz	38	<b>P2E-KV31J0</b>	<b>P2E-KV31J1</b>	<b>P2E-KV31J2</b>
Pack of 20 seals	All solenoids	5	-	-	<b>PPR-V20</b>

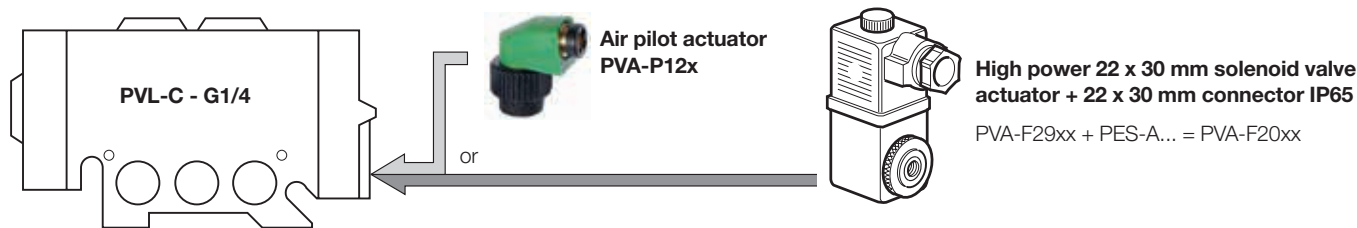
**Cable plugs 15 mm - IP65**  
 (8mm pin spacing)

Description	Electrical protection	Cable length	Weight (g)	Order code	
 Large headed screw	No protection	No cable	16	<b>P8C-C</b>	
	For inaccessible or recess position	LED + Protection 24 VDC	No cable	16	<b>P8C-C26C</b>
  Standard screw	No protection	No cable	11	<b>P8C-D</b>	
			2 m cable	97	<b>P8L-C2</b>
			5 m cable	228	<b>P8L-C5</b>
	LED + Protection 24 VDC	No cable	11		<b>P8C-D26C</b>
	LED + Protection 24 VDC/AC		2 m cable	97	<b>P8L-C226C</b>
		5 m cable	229	<b>P8L-C526C</b>	



### Modular piloting system

PVL-C valve module for air-pilot connector or 6 W / 5,8 VA solenoid valve



### Air-pilot actuator

	Description	Pneumatic connection	Weight (g)	Order code
	Air-pilot actuator for PVL-C 22 x 30 solenoid body	Push-in Ø 4 mm - Elbow	4	<b>PVA-P121</b>
		Push-in Ø 4 mm - Swivel	7	<b>PVA-P122</b>
		Threaded M5	4	<b>PVA-P125</b>
	Pack of 50 O-ring seals		7	<b>PPR-V25</b>

### Solenoids Pilot 22 x 30 - DIN form B - 6 W / 5,8 VA Without manual override

	Description	Voltage	Weight (g)	Order code
	Solenoid valve 22 x 30 mm Without cable connector	12 VDC	90	<b>PVA-F292J</b>
		24 VDC	90	<b>PVA-F292B</b>
		48 VDC	90	<b>PVA-F292E</b>
		24 V 50/60Hz	90	<b>PVA-F291B</b>
		48 V 50/60Hz	90	<b>PVA-F291E</b>
		115 V 50Hz, 120 V 60Hz	90	<b>PVA-F291F</b>
		230 V 50Hz, 240 V 60Hz	90	<b>PVA-F291M</b>

### Electrical connector 22 x 30 mm

	Description	Electrical protection	Weight (g)	Order code
	Connector to be wired	No protection	25	<b>PES-A10</b>
		LED + Protection 24 V AC/DC	26	<b>PES-A2020B</b>
		LED + Protection 230 V AC	26	<b>PES-A2001M</b>
	Connector with 2 m cable (earth terminal opposite cable)	No protection	150	<b>PES-A12</b>
		LED + Protection 24 V AC/DC	151	<b>PES-A2220B</b>

### Solenoids 22 x 30 - 6 W / 8,5 VA - Equipped with cable connector (Without manual override)

	Description	Voltage	Cable length		
			Without cable Order code	2 meters Order code	5 meters Order code
	Solenoid valve 22 x 30 mm With cable connector	24 VDC	<b>PVA-F202B</b>	<b>PVA-F202B0</b>	<b>PVA-F202B1</b>
		48 VDC	<b>PVA-F202E</b>	<b>PVA-F202E0</b>	<b>PVA-F202E1</b>
		24 V 50/60Hz	<b>PVA-F201B</b>	<b>PVA-F201B0</b>	<b>PVA-F201B1</b>
		48 V 50/60Hz	<b>PVA-F201E</b>	<b>PVA-F201E0</b>	<b>PVA-F201E1</b>
		115 V 50Hz, 120 V 60Hz	<b>PVA-F201F</b>	<b>PVA-F201F0</b>	<b>PVA-F201F1</b>
		230 V 50Hz, 240 V 60Hz	<b>PVA-F201M</b>	<b>PVA-F201M0</b>	<b>PVA-F201M1</b>
		255 V 50Hz	<b>PVA-F201U</b>	<b>PVA-F201U0</b>	<b>PVA-F201U1</b>


**\* Version available for use in explosive atmospheres :**

- conforming to certification LCIE 866115 X.
- electrical equipment conforming to harmonised European standards
- marking code EExe II T4 (Consult Technical Sales Office).

EN 500 14 dated March 1977 (NFC23 514 dated May 1982)  
 EN 500 19 dated March 1977 (NFC23 519 dated May 1982)

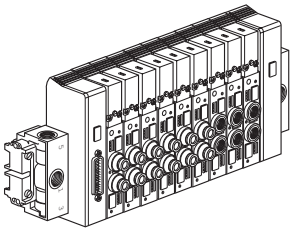
## PVL-B Valvetronic Series

- High flow, compact, light weight
- Push-in or threaded pneumatic connections
- High performance 15 mm solenoid DIN 43 650 C
- 2 x 3/2 - 5/2 - 5/3 functions
- Electrical head connection by Sub-D25 or Industrial Cylindrical Connection
- Surface or DIN rail 35 mm mounting



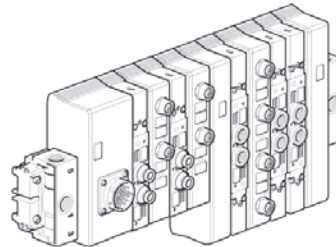
### PVL-B10 configurations : Up to 16 valves

#### Configuration with single solenoid only



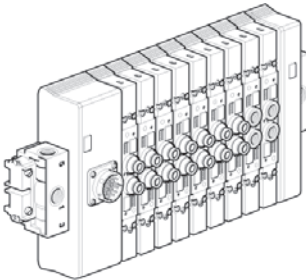
With Sub-D25 or cylindrical 19 pins connector  
16 valves or

#### Configuration with single then double solenoid



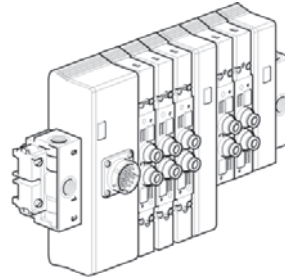
With Sub-D25 or cylindrical 19 pins connector  
16 valves

#### Configuration with double solenoid only



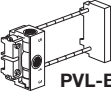
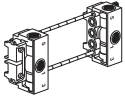
With Sub-D25 connector  
10 valves

#### Configuration with double then single solenoid



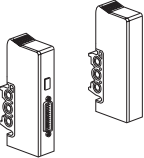
With Sub-D25 connector  
16 valves

**Pneumatic head and tail sets**

	Description	External pilot	Mounting	Pneu.Connect.	Valve size	Weight (g)	Order code
	Single air supply	Without PX*	On DIN rail	G1/4	PVL-B10	175	<b>PVL-B1719</b>
			surface	G1/8	PVL-B10	200	<b>PVL-B1818</b>
	Dual air supply	Without PX*	On DIN rail	G1/4	PVL-B10	245	<b>PVL-B1729</b>
			surface	G1/8	PVL-B10	260	<b>PVL-B1828</b>

- Ex = to collect the exhausts of the solenoids
- \* Px = auxilliary air supply for solenoids, separately from the main valves air supply
- \*\* To be mounted at the end of the valve island for dual air supply (without electrical connections)
- \*\*\* For dual air supply or different supplies, with no defined location in the valves island (with connections fitted)

**PVL-B10 electric head and tail sets**

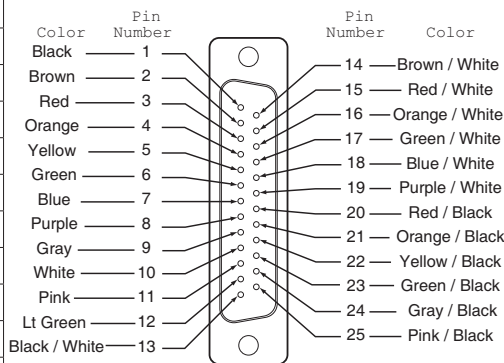
	Description	Valve configuration	Type of connector	Weight (g)	Order code
	Head and tail sets	Monostable	Sub-D25	220	<b>PVL-B191125</b>
			Cylindrical 19-pins	250	<b>PVL-B191219</b>
		Bistable	Sub-D25	220	<b>PVL-B192125</b>
Head and tail sets	Bistable then monostable	Sub-D25	370	<b>PVL-B194125</b>	
	Monostable then bistable	Sub-D25	320	<b>PVL-B193125</b>	
Transferring module	From bistable to monostable		220	<b>PVL-B1940</b>	
	From monostable to bistable		240	<b>PVL-B1930</b>	

**25 Pin's D-Sub cable**

Description	Cable length	Weight (g)	Order code
Sub-D25connector IP40 with flying leads multi-cable	3 m	380	<b>P8LMH25M3A</b>
	9 m	780	<b>P8LMH25M9A</b>
Sub-D25connector IP65 with flying leads multi-cable	9 m	790	<b>P8LMH25MBA</b>

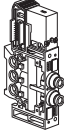
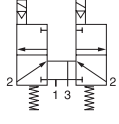
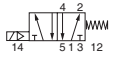
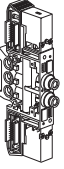
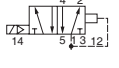
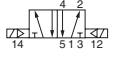
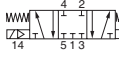
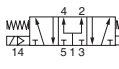
**25 Pin's D-Sub cable**

Wire color	25 Pin D-Sub Number	Sol. or Input Number for PVL-B10
black	1	20
brown	2	18
red	3	16
orange	4	0V Inputs
yellow	5	
green	6	14
blue	7	12
purple	8	10
gray	9	8
white	10	6
pink	11	4
light green	12	2
black/white	13	0



Wire color	25 Pin D-Sub Number	Sol. or Input Number for PVL-B10
brown / white	14	19
red / white	15	17
orange / white	16	OV Sol.
green / white	17	24V Inputs
blue / white	18	15
purple / white	19	13
red / black	20	11
orange / black	21	9
yellow / black	22	7
green / black	23	5
gray / black	24	3
pink / black	25	1






## PVL-B10 valve module with 24 VDC solenoid pilot equipped

	Symbol	Description	Valve size	Connection	Weight (g)	Order code
<b>PVL-B10 single solenoid</b> 		Double 3/2 NC	PVL-B10	Ø 6 mm	150	<b>PVL-B10560652B</b>
		(2)		G1/8	150	<b>PVL-B10561852B</b>
		5/2 single acting Spring return	PVL-B10	Ø 6 mm	125	<b>PVL-B10160652B</b>
		(2)		G1/8	125	<b>PVL-B10161852B</b>
<b>PVL-B10 double solenoids</b> 		5/2 single acting Internal air return	PVL-B10	Ø 6 mm	125	<b>PVL-B10360652B</b>
		(2)		G1/8	125	<b>PVL-B10361852B</b>
		5/2 double acting	PVL-B10	Ø 6 mm	150	<b>PVL-B10260602B</b>
		(1)		G1/8	150	<b>PVL-B10261802B</b>
		5/3 all ports blocked	PVL-B10	Ø 6 mm	150	<b>PVL-B10760602B</b>
		(1)		G1/8	150	<b>PVL-B10761802B</b>
	5/3 pressurized center	PVL-B10	Ø 6 mm	150	<b>PVL-B10960602B</b>	
	(1)		G1/8	150	<b>PVL-B10961802B</b>	

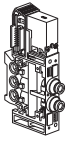
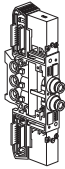
(1) With override non locking flush

(2) With override locking flush

## Spare mounting and assembly kits

	Description	Valve size	Port size	Weight (g)	Order code
	Kit for sealing the inlet/exhaust common gallery including : - 3 common blanking plugs - 2 drilled and threaded rods - 2 screws for extended tie rod	PVL-B		35	<b>PVL-B1901</b>
	Pack of 10 common blanking	PVL-B		35	<b>PVL-B1902</b>
	Pack of 10 stacking rods	PVL-B		35	<b>PPR-V21</b>
	Pack of 20 rail clip assembly	PVL-B		70	<b>PPR-L09</b>
	Pack of 30 O-ring seals for common inlet/exhaust ports	PVL-B		15	<b>PPR-V23</b>

PVL-B10 valve module without solenoid pilot

	Symbol	Description	Valve size	Connection	Weight (g)	Electronic circuit board voltage	
						For DC solenoid Order code	For AC solenoid Order code
 <p><b>PVL-B10 single solenoid</b></p>		Double 3/2 NC (2)	PVL-B10	Ø 6 mm	150	<b>PVL-B105606W2</b>	<b>PVL-B105606W1</b>
				G1/8	150	<b>PVL-B105618W2</b>	<b>PVL-B105618W1</b>
		5/2 single solenoid Spring return (2)	PVL-B10	Ø 6 mm	125	<b>PVL-B101606W2</b>	<b>PVL-B101606W1</b>
				G1/8	125	<b>PVL-B101618W2</b>	<b>PVL-B101618W1</b>
 <p><b>PVL-B10 double solenoids</b></p>		5/2 single solenoid Internal air return (2)	PVL-B10	Ø 6 mm	125	<b>PVL-B103606W2</b>	<b>PVL-B103606W1</b>
				G1/8	125	<b>PVL-B103618W2</b>	<b>PVL-B103618W1</b>
		5/2 double solenoid (1)	PVL-B10	Ø 6 mm	150	<b>PVL-B102606W2</b>	<b>PVL-B102606W1</b>
				G1/8	150	<b>PVL-B102618W2</b>	<b>PVL-B102618W1</b>
		5/3 all ports blocked (1)	PVL-B10	Ø 6 mm	150	<b>PVL-B107606W2</b>	<b>PVL-B107606W1</b>
				G1/8	150	<b>PVL-B107618W2</b>	<b>PVL-B107618W1</b>
		5/3 pressurized center (1)	PVL-B10	Ø 6 mm	150	<b>PVL-B109606W2</b>	<b>PVL-B109606W1</b>
				G1/8	150	<b>PVL-B109618W2</b>	<b>PVL-B109618W1</b>

(1) With override non locking flush

(2) With override locking flush

Solenoids 15 mm 8 mm pin spacing - 1,2 W / 1,6 VA

	Manual Overrides	Flush (Not Extended)				Extended	
		Without Manual Override	Blue Override, non locking	Yellow Override, Locking	Blue Override, non locking	Yellow Override, Locking	
Voltage	W (g)	Order code	Order code	Order code	Order code	Order code	
<p>Pins/Air Same (Pins DOWN)</p>		12 Vdc	<b>P2E-KS32B0</b>	<b>P2E-KS32B1</b>	<b>P2E-KS32B2</b>	<b>P2E-KS32B3</b>	<b>P2E-KS32B4</b>
		24 Vdc	<b>P2E-KS32C0</b>	<b>P2E-KS32C1</b>	<b>P2E-KS32C2</b>	<b>P2E-KS32C3</b>	<b>P2E-KS32C4</b>
		48 Vdc	<b>P2E-KS32D0</b>	<b>P2E-KS32D1</b>	<b>P2E-KS32D2</b>	<b>P2E-KS32D3</b>	<b>P2E-KS32D4</b>
		24 Vac 50Hz	<b>P2E-KS31C0</b>	<b>P2E-KS31C1</b>	<b>P2E-KS31C2</b>	<b>P2E-KS31C3</b>	<b>P2E-KS31C4</b>
		48 Vac 50/60Hz	<b>P2E-KS34D0</b>	<b>P2E-KS34D1</b>	<b>P2E-KS34D2</b>	<b>P2E-KS34D3</b>	<b>P2E-KS34D4</b>
		115 Vac 50Hz	<b>P2E-KS31F0</b>	<b>P2E-KS31F1</b>	<b>P2E-KS31F2</b>	<b>P2E-KS31F3</b>	<b>P2E-KS31F4</b>
		120 Vac 60 Hz					
		230 Vac 50Hz	<b>P2E-KS31J0</b>	<b>P2E-KS31J1</b>	<b>P2E-KS31J2</b>	<b>P2E-KS31J3</b>	<b>P2E-KS31J4</b>
		240 Vac 60 Hz					

Mounting screws included with the valve body

Maintenance (Solenoid pin spacing)



The electro-pneumatic PVL-B modules have been re-designed to accept both 8 mm and 9,4 mm solenoid pin spacing. If you are purchasing a solenoid for maintenance on an electro-pneumatic interface module purchased before June 2004, above solenoid P2E-KS3xxx (8 mm pin spacing) will not be compatible. Please, contact your Parker customer service.

Spare set of solenoid mounting screws

Type	Material	Ø (mm)	Length (mm)	Weight (g)	Order code
Metric	Steel, passivated	M3	26	20	<b>P2E-KP026PM3*</b>

\* Sold by lot of 10 pieces

**Materials :**

Body ..... Glass filled polyamide  
 Seals ..... Polyurethane  
 Fittings ..... Brass

**Mounting :**

Inline ..... Surface mount on flat surface  
 Stacking ..... Mount on 35mm DIN rail or flat surface  
 Orientation ..... All positions

**Technical characteristics**

Description	1/8" Valves PVL-B11 - PVL-B12 - PVL-B10		1/4" Valves PVL-C11 - PVL-C12	
Fluid	Air or inert gas, filtered 40µ, dry or lubricated			
Working pressure	3 to 10 bar	2 to 10 bar	3 to 10 bar	2 to 10 bar
Flow rate	Nominal Qn 540 NI/mn		1100 NI/mn	
	Maximum Qmax 900 NI/mn		1800 NI/mn	
— Threaded connector - - - Instant tube fitting  PE = Inlet pressure PS = Outlet pressure				
	Valve port size	Instant tube fitting 6mm	Thread 1/8"	Instant tube fitting 8mm
Head & tail port size	1/4"		3/8"	
Operating temperature	-15°C to +60°C			
Stocking temperature	-40°C to +70°C			
Vibration resistance	2g at 2 to 150 Hz according to IEC68-2-6			
Impact resistance	15g 11ms according to IEC68-2-27			

For air operated valves	Single acting	Double acting	Single acting	Double acting
Pilot pressure (at 6 bar inlet)	3 bar	2 bar	3 bar	2 bar
Depilot pressure (at 6 bar inlet)	1 bar	-	1 bar	-
Response time (Pilot / Return)	15 / 30 ms	12 ms	26 / 60 ms	17 ms
Maximum operating frequency	5 Hz	10 Hz	5 Hz	10 Hz

For 15mm solenoid operated valves	Single acting	Double acting	Single acting	Double acting
Response time (Pilot / Return)	15 / 30 ms	12 ms	26 / 60 ms	17 ms
Maximum operating frequency	5 Hz	10 Hz	5 Hz	10 Hz
Power consumption hold	DC = 1,2 watt / AC = 1,6 VA			
Power consumption inrush	DC = 1,2 watt / AC = 3,5 VA			
Voltage tolerance	+10% / -15% of rated voltage (at 20°C)			
Standard voltage	DC Voltage 12 VDC / 24 VDC / 48 VDC			
	AC Voltage 24 VAC / 48 VAC / 115 VAC / 230 VAC			
Protection rating	IP65			

### Mounting on 35 mm DIN Rail

Valve stacks mount quickly and easily to 35 mm DIN rail with the use of a pneumatic head / tail set. The dual head / tail set provides input and exhaust ports at both ends and is recommended if more than 5 valves are to be operated simultaneously.

### Surface mounting

#### For single or dual air supply

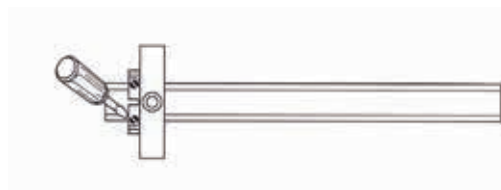
This mounting does not use DIN rail and can be directly fixed on the panel. Particularly compact and threaded G1/8", it is recommended for combinations of only a few power valves (maximum 5 valves) since the supply and exhaust common ports 1-3-5 are not G1/4" oversized.

### Removal or Replacement

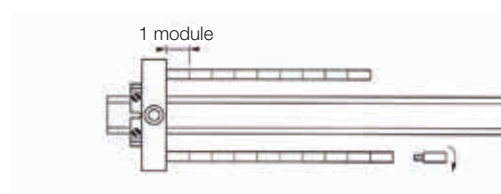
Modules are removed in reverse of the order shown at right. Before removing a module for service or replacement, loosen the pneumatic tail piece.

### Mounting Procedure

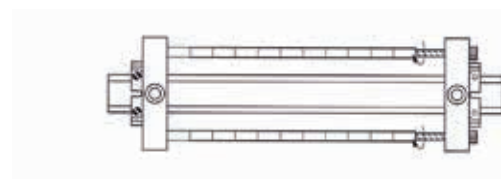
1 - Clip on and tighten the pneumatic head piece.



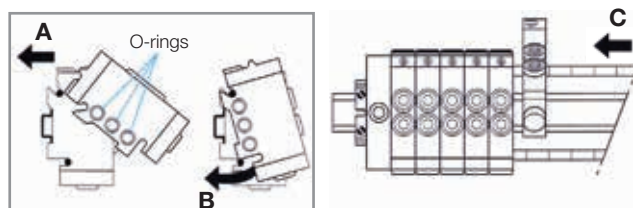
2 - Assemble the two parallel mounting rods using cross rod provided with modules.




3 - Clip on the pneumatic tail piece. Start screws into mounting rod but leave loose for modules insertion.



4 - To mount valves, position upper slot then push-lock lower slot. Mount modules (valves, modules, transition pieces, etc...) and press together.



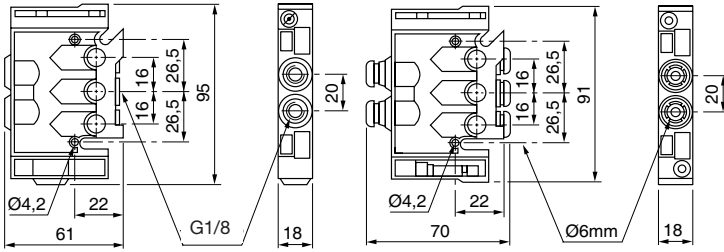
5 - Tighten the assembly.



**Stand-alone power valves 1/8" without piloting accessories**

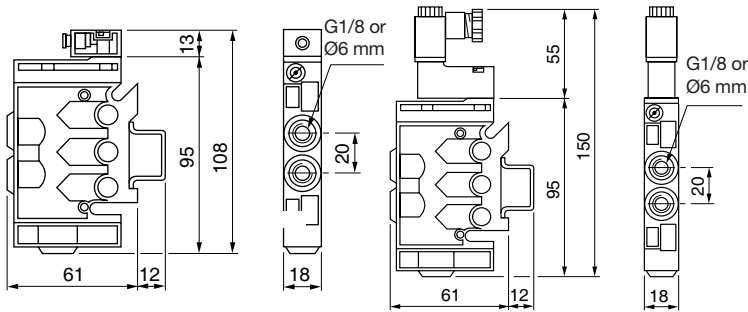
Monostable PVL-B1116••, PVL-B1136••

Bistable PVL-B1126••

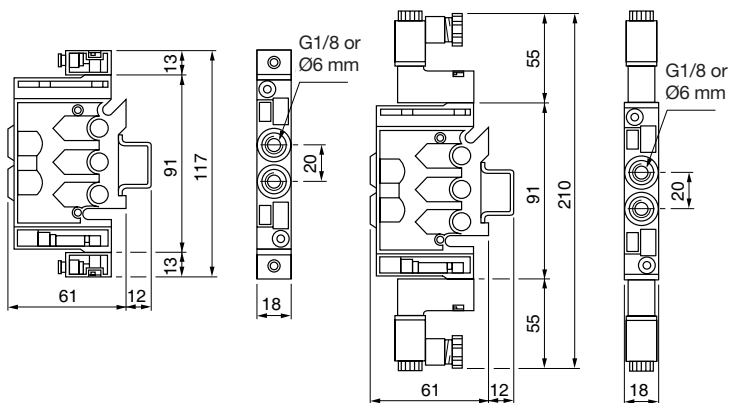


**Stacking power valves 1/8" with pneumatic or electrical piloting**

Monostable PVL-B1216••, PVL-B1236••



**Bistable PVL-B1226••**

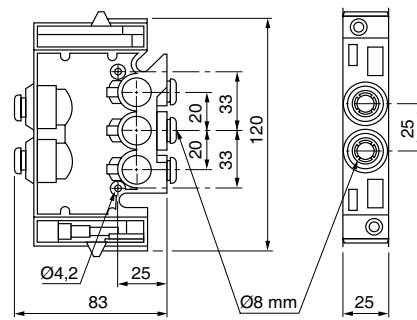
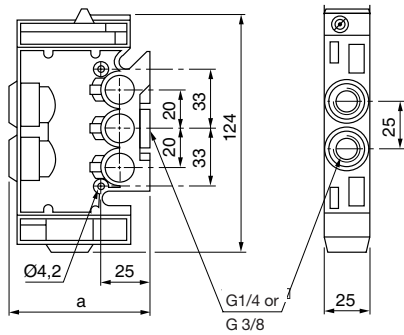




**Stand-alone power valves 1/4" without piloting accessories**

Monostable PVL-C1116••, PVL-C1136••, PVL-C1114••, PVL-C1134••

Bistable PVL-C1126••, PVL-C1124••

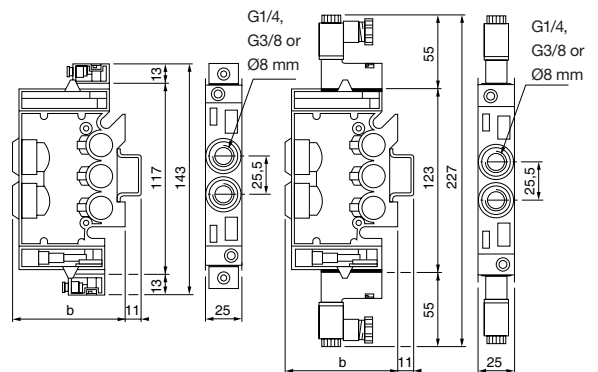
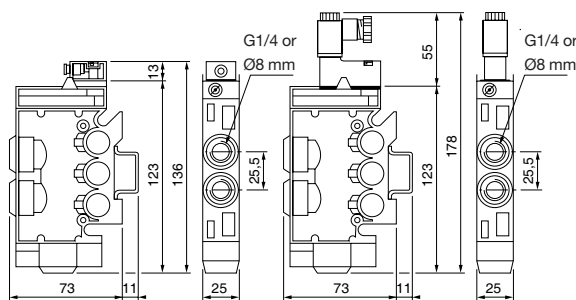


	G1/4	G3/8
a	73	88

**Stacking power valves 1/4" with pneumatic or electrical control**

With 1 W solenoid actuator and suitable pneumatic connector  
 Monostable PVL-C1216••, PVL-C1236••

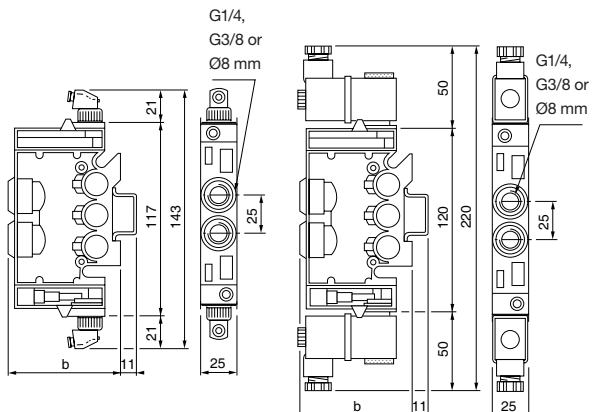
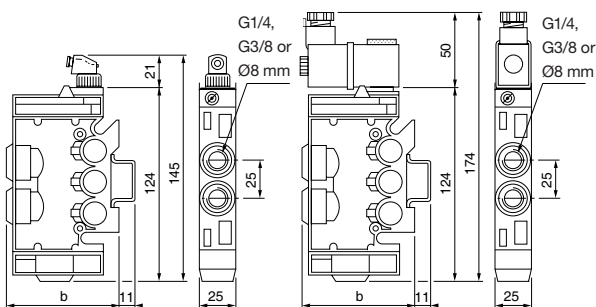
Bistable PVL-C1226••



	G1/4	G3/8
b	73	77

With 5W solenoid actuator and suitable pneumatic connector  
 Monostable PVL-C1214••, PVL-C1234••

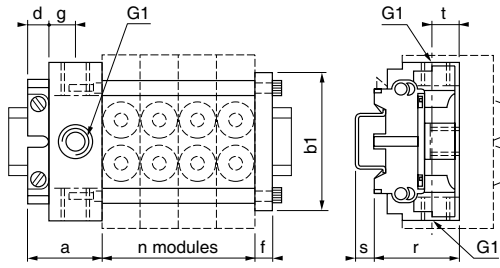
Bistable PVL-C1224••



**Head and tail sets**

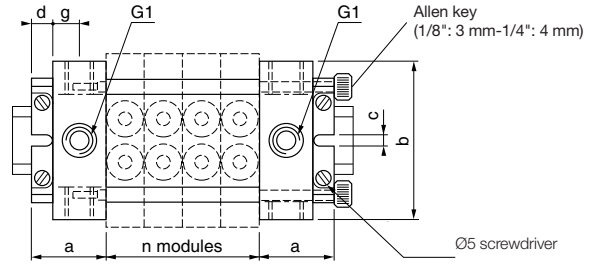
**Single air supply**

PVL-B1719, PVL-C1713, mounting on DIN rail



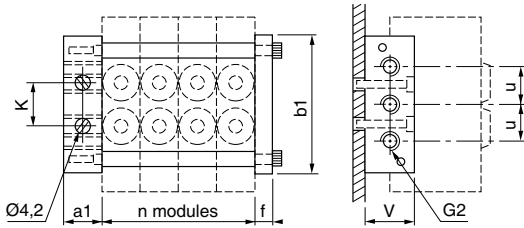
**Dual air supply**

PVL-B1729, PVL-C1723, mounting on DIN rail



**Single air supply**

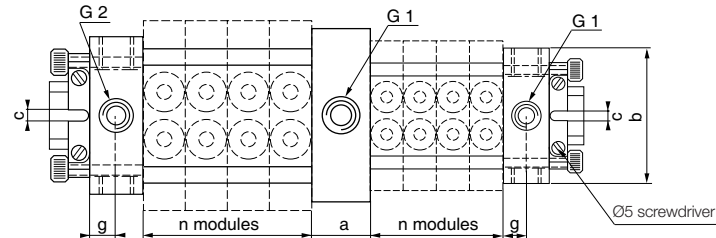
PVL-B1818, PVL-C1819, "stack mounting"



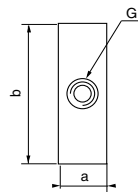
	a	a1	b	b1	c	d	f	g	G1	G2	k	r	s	t	u	v
1/8"	38	16	83	70	4,2	10	8	12	1/4"	1/8"	17,3	44	9	11	16	25
1/4"	38	20	108	100	4,2	10	8	12	3/8"	1/4"	63,5	55	9	13	20	30

**"Transfer / take-off" module, intermediate supply module**

For combination of sizes 1/4" - 1/8" - PVU-LCB119



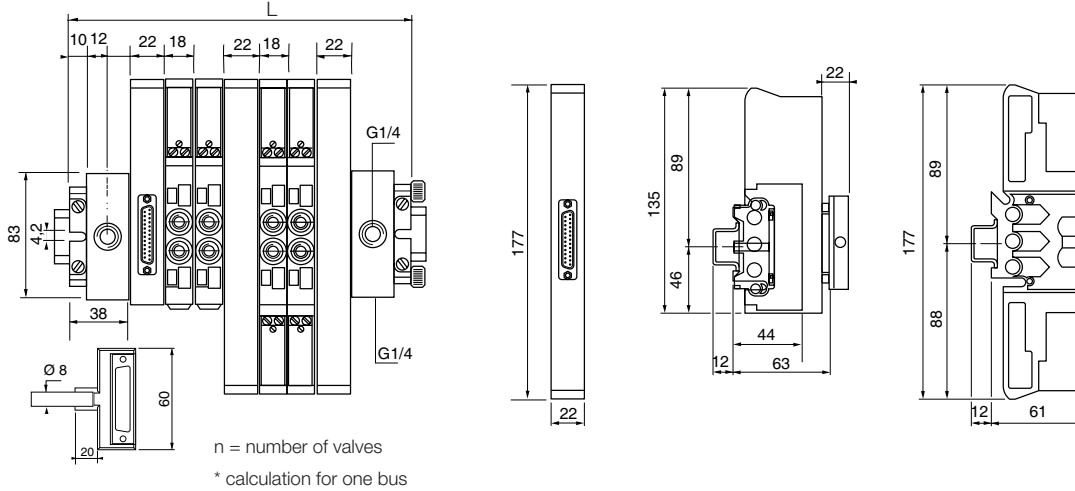
PVUL-BB118 - PVU-LCC119



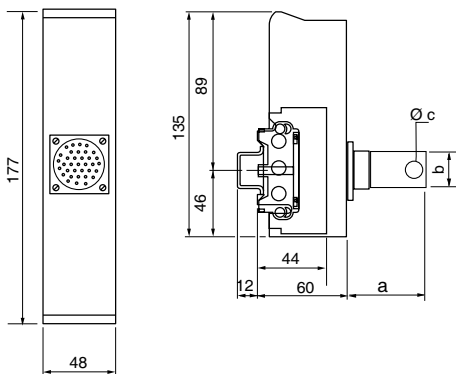
	a	b	G
1/8"	18	75	1/8"
1/4"	25	100	1/4"

**Dimensions, Valvetronic PVL-B10**

Uniform configuration  $L = 120 + (n \times 18)^*$   
 Mixed configuration  $L = 142 + (n \times 18)^*$



Connector 19 pins    a = 90    b = 31  
 Cable 19 pins       a = 60    b = 31    Øc = 12



# Parker Worldwide

## Europe, Middle East, Africa

### AE – United Arab Emirates,

Dubai  
Tel: +971 4 8127100  
parker.me@parker.com

### AT – Austria, Wiener Neustadt

Tel: +43 (0)2622 23501-0  
parker.austria@parker.com

### AT – Eastern Europe, Wiener Neustadt

Tel: +43 (0)2622 23501 900  
parker.easteurope@parker.com

### AZ – Azerbaijan, Baku

Tel: +994 50 2233 458  
parker.azerbaijan@parker.com

### BE/LU – Belgium, Nivelles

Tel: +32 (0)67 280 900  
parker.belgium@parker.com

### BG – Bulgaria, Sofia

Tel: +359 2 980 1344  
parker.bulgaria@parker.com

### BY – Belarus, Minsk

Tel: +48 (0)22 573 24 00  
parker.poland@parker.com

### CH – Switzerland, Etoy

Tel: +41 (0)21 821 87 00  
parker.switzerland@parker.com

### CZ – Czech Republic, Klecany

Tel: +420 284 083 111  
parker.czechrepublic@parker.com

### DE – Germany, Kaarst

Tel: +49 (0)2131 4016 0  
parker.germany@parker.com

### DK – Denmark, Ballerup

Tel: +45 43 56 04 00  
parker.denmark@parker.com

### ES – Spain, Madrid

Tel: +34 902 330 001  
parker.spain@parker.com

### FI – Finland, Vantaa

Tel: +358 (0)20 753 2500  
parker.finland@parker.com

### FR – France, Contamine s/Arve

Tel: +33 (0)4 50 25 80 25  
parker.france@parker.com

### GR – Greece, Athens

Tel: +30 210 933 6450  
parker.greece@parker.com

### HU – Hungary, Budaörs

Tel: +36 23 885 470  
parker.hungary@parker.com

### IE – Ireland, Dublin

Tel: +353 (0)1 466 6370  
parker.ireland@parker.com

### IL – Israel

Tel: +39 02 45 19 21  
parker.israel@parker.com

### IT – Italy, Corsico (MI)

Tel: +39 02 45 19 21  
parker.italy@parker.com

### KZ – Kazakhstan, Almaty

Tel: +7 7273 561 000  
parker.easteurope@parker.com

### NL – The Netherlands, Oldenzaal

Tel: +31 (0)541 585 000  
parker.nl@parker.com

### NO – Norway, Asker

Tel: +47 66 75 34 00  
parker.norway@parker.com

### PL – Poland, Warsaw

Tel: +48 (0)22 573 24 00  
parker.poland@parker.com

### PT – Portugal

Tel: +351 22 999 7360  
parker.portugal@parker.com

### RO – Romania, Bucharest

Tel: +40 21 252 1382  
parker.romania@parker.com

### RU – Russia, Moscow

Tel: +7 495 645-2156  
parker.russia@parker.com

### SE – Sweden, Spånga

Tel: +46 (0)8 59 79 50 00  
parker.sweden@parker.com

### SL – Slovenia, Novo Mesto

Tel: +386 7 337 6650  
parker.slovenia@parker.com

### TR – Turkey, Istanbul

Tel: +90 216 4997081  
parker.turkey@parker.com

### UA – Ukraine, Kiev

Tel: +48 (0)22 573 24 00  
parker.poland@parker.com

### UK – United Kingdom, Warwick

Tel: +44 (0)1926 317 878  
parker.uk@parker.com

### ZA – South Africa, Kempton Park

Tel: +27 (0)11 961 0700  
parker.southafrica@parker.com

## North America

### CA – Canada, Milton, Ontario

Tel: +1 905 693 3000

### US – USA, Cleveland

Tel: +1 216 896 3000

## Asia Pacific

### AU – Australia, Castle Hill

Tel: +61 (0)2-9634 7777

### CN – China, Shanghai

Tel: +86 21 2899 5000

### HK – Hong Kong

Tel: +852 2428 8008

### IN – India, Mumbai

Tel: +91 22 6513 7081-85

### JP – Japan, Tokyo

Tel: +81 (0)3 6408 3901

### KR – South Korea, Seoul

Tel: +82 2 559 0400

### MY – Malaysia, Shah Alam

Tel: +60 3 7849 0800

### NZ – New Zealand, Mt Wellington

Tel: +64 9 574 1744

### SG – Singapore

Tel: +65 6887 6300

### TH – Thailand, Bangkok

Tel: +662 186 7000

### TW – Taiwan, Taipei

Tel: +886 2 2298 8987

## South America

### AR – Argentina, Buenos Aires

Tel: +54 3327 44 4129

### BR – Brazil, Sao Jose dos Campos

Tel: +55 800 727 5374

### CL – Chile, Santiago

Tel: +56 2 623 1216

### MX – Mexico, Toluca

Tel: +52 72 2275 4200

### European Product Information Centre

Free phone: 00 800 27 27 5374

(from AT, BE, CH, CZ, DE, DK, EE, ES, FI, FR, IE, IL, IS, IT, LU, MT, NL, NO, PL, PT, RU, SE, SK, UK, ZA)

### Parker Hannifin Ltd.

Tachbrook Park Drive  
Tachbrook Park,  
Warwick, CV34 6TU  
United Kingdom  
Tel.: +44 (0) 1926 317 878  
Fax: +44 (0) 1926 317 855  
parker.uk@parker.com  
www.parker.com

