

Anti-Spark PA Tubing with PVC Sheath

A range of **flame and spark-resistant** PA tubing with superior resistance to impact and abrasion, improving equipment **durability**, particularly in areas subject to weld spatter.

Product Advantages

Spark Resistance Flame-retardant PVC jacket protects inner tubing
Non-adhesive jacket facilitates sheath removal
Excellent pressure resistance at high temperature

Robustness & Durability Highly kink and crush-resistant
Excellent compatibility with coolants
Flow direction marking
Silicone-free



Industrial Machinery
Welding Robots
Cooling
Aggressive Environments

Applications

Technical Characteristics

Compatible Fluids	Hot and cold water, refrigerated fluids, compressed air
Working Pressure	0 to 36 bar
Working Temperature	-20°C to +80°C
Component Materials	Polyamide & PVC Sheath

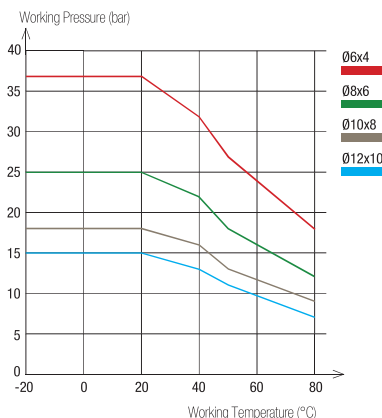
Regulations

Industrial
DI: 2002/95/EC (RoHS), 2011/65/EC
DI: 97/23/EC (PED)
RG: 1907/2006 (REACH)
UL94 V-0 (Fire resistance)

Packaging
Tubepack*: 25 m, 100 m

Reliable performance is dependent upon the type of fluid conveyed and fittings being used.

Performance of Anti-Spark PA Tubing with PVC Sheath



O.D.	Tube O.D. Tolerance	PVC Sheath Thickness
PVC Sheath 8 to 14 mm	+0.10 / -0.10	1 mm
Inner Tubing 6 to 12 mm	+0.05 / -0.10	

Connected to Parker Legris push-in fittings, the calibration of PA tubing ensures perfect sealing based on NF E49-100 (semi-rigid PA inner tubing).





Tube O.D.	Sheath Removal Length for LF 3600 Push-In Fittings (mm)
4 mm	15± 1
6 mm	18± 1
8 mm	19± 1
10 mm	24± 1
12 mm	25± 1

For other fitting ranges, please consult us.

To calculate burst pressure, the values in this graph should be multiplied by 3.





1025P..V Anti-Spark Polyamide (PA) Tubing

Tubepack® 25 m

Ø ext. (mm)	Ø int. (mm)					kg
6	4	25	1025P06V01	1025P06V03	1025P06V04	1,238
8	6	30	1025P08V01	1025P08V03	1025P08V04	1,693
10	8	55	1025P10V01	1025P10V03	1025P10V04	2,029
12	10	70	1025P12V01		1025P12V04	2,970

1100P..V Anti-Spark Polyamide (PA) Tubing

Tubepack® 100 m

Ø ext. (mm)	Ø int. (mm)					kg
6	4	25	1100P06V01	1100P06V03	1100P06V04	2,338
8	6	30	1100P08V01	1100P08V03	1100P08V04	3,767
10	8	55	1100P10V01	1100P10V03	1100P10V04	4,767
12	10	70	1100P12V01		1100P12V04	6,567

6000 71 00 Stripping Tool for Anti-Spark Tubing

Technical polymer, stainless steel



6000 71 00

kg


0,098

**Working Principle**Stripping Tool **6000 71 00**


1. Place tube in stripping tool to adjust the blade height to the tube thickness.



2. Blade height is adjusted using the wheel at the bottom of the handle.



3. Once adjustments have been made, perform a 360° rotation around the tube with the tool.



4. Push down firmly on the metal part of the tool in order to hold tube properly.



5. Move the tool to the end of the tube to create an axial opening of the sheath.



6. The tube is correctly stripped.