

COMPRESSED AIR
PUSHING YOU FORWARD

SCREW COMPRESSORS

RS-PRO 3.0 – 55.0
RSF-PRO 5.5 – 55.0



MOTOR POWER: 3.0 – 55.0 KW

 **MADE IN
GERMANY**

RENNER
Kompressoren 

YOUR SPECIALIST FOR COMPRESSED AIR

As a medium-sized family business with modern development and manufacturing facilities and over 210 highly qualified employees, RENNER Kompressoren has been a benchmark for quality and customer satisfaction for more than 25 years.

With short decision-making processes and our flexibility, we offer you fast, customized and individual solutions for every compressed air requirement in industry and trade. We also support you by the fact that all process applications at RENNER have been carried out according to DIN EN ISO 9001 since 2006.

RENNER PORTFOLIO

Our compressed air systems are efficient and reliable. Especially with screw compressors with variable speed control, up to 35% energy costs can be saved here. Our compressed air range includes oil- and water-injected screw compressors, piston compressors, oil-free SCROLL compressors and systems with variable speed control or direct drive in the power range from 1.5 to 355 kW. We have more than 6,000 compressor models on range, which can be customized from the level of pressure to energy consumption. Accessories for compressed air complete the portfolio.

OUR SERVICE FOR YOU

Our team and our distributors offer first class personal support, innovative and robust compressor engineering, and reliable service in around 100 countries. In addition, our project department, together with our distributors, offers cross-system planning of the system technology – a complete engineering package from the first meeting to the instruction and handover of the system. We are proud to assist you worldwide as a competent sales and service partner with an excellent price-performance ratio!



RENNER'S COMPACT, ROBUST, HIGH-PERFORMANCE COMPRESSORS

Oil-injected screw compressors in the appropriate power range nowadays represent the most modern and most economical form of compressed air generation. RENNER is dedicated to this compression principle, with a performance range extending from 2.2 – 355 kW and an end pressure of up to 15 bar.

RENNER screw compressors with asymmetric profile are designed for powerful industrial operation, with no compromise. Excellent economy, long service life, and simple, economical maintenance are the most important criteria in the development of new products.

With the RS-PRO and RSF-PRO series the focus was set firmly on powerful, efficient compressed air supply with low space requirement and easy access to the relevant parts for maintenance.



DESIGN FEATURES AND ADVANTAGES OF THE RS-PRO SERIES




Image: PRO 1

- Easily removable doors allow easy access to the individual components for maintenance.
- The right solution for all requirements: as a freestanding system, with attached refrigeration dryer and as a complete unit on air receiver in various sizes.
- Intensive cooling combined with an effective oil-air cooler guarantees operational safety and excellent air quality.
- Developed for industrial use – including continuous operation.
- Standard components from German brand manufacturers guarantee a high quality standard and enables short reaction times in the event of faults.
- Compact compressor air ends without additional connecting pipes and elements. A separate oil separator receiver is not required.
- Effective rear duct silencer. The motor and the compact air end as well as the compressor housing are mounted on anti-vibration metal bumpers. This results in low-noise and low-vibration installation – also in compressor rooms.
- Electronic control: standard with RENNERlogic, optional RENNERtronic Touch / RENNERtronic Plus Touch.

SAVE ENERGY WITH RENNER COMPRESSORS

About 60,000 compressed air stations in Germany consume 14 billion kWh of electricity annually. This corresponds to 7% of the electricity consumption of all German industrial plants. The energy savings potential of 30% is immense (4.2 billion kWh)! Moreover your commitment can contribute to reducing environmental pollution.

Compressed air stations work in the most efficient and economical way, if the entire system has been fine-tuned. RENNER, the experienced German manufacturer of quality compressor systems, together with its reliable local distributors, can meet these requirements and get the job done for you.

DO YOU KNOW HOW MUCH ENERGY YOU CAN SAVE?

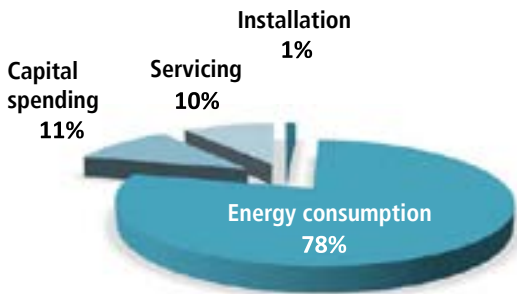
Our partners in distribution are qualified to check your compressed air station in order to determine your savings potential and guarantee long-term economical operation. We can demonstrate to you, how you could benefit by bringing down your operating cost and making an active contribution to reducing CO₂ emissions at the same time.



RENNER VARIABLE SPEED CONTROL (REFLEX)

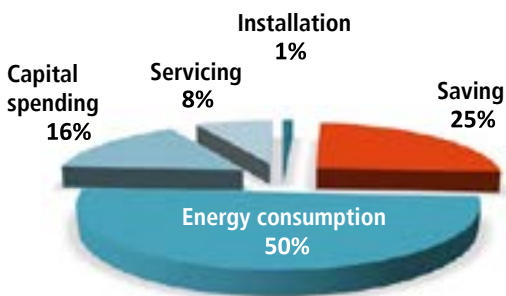
Strong fluctuations of compressed air cannot be avoided in many operations. RENNER screw compressors with variable speed control guarantee a cost efficient steady flow of compressed air. The compressor speed adapts to the actual need for compressed air with variable speed control. This guarantees economic operation.

COMPARING TOTAL COST AFTER 5 YEARS:



Fixed speed compressors:

After 5 years of operation, the energy cost usually amounts to 78% of the total cost of a conventional compressor. The only way to reduce the overall cost is to reduce the cost of energy.



RENNER's compressor with variable speed control:

A RENNER compressor can save up to 35% of your energy costs in five years. This yields total savings of 25% of your compressor station and improves your overall energy balance considerably.

OPERATING MODE


- Free air delivery and control range adjust automatically to current pressure.
- Speed and load limits of the motor are observed.
- If pressure drops due to high air consumption, the REflex function releases reserves that increase free air delivery → Reliability of supply.
- The pressure range from 6 to 10 bar can be configured variably without changing drive elements.

OPTIMUM USE OF ENERGY

- Use of an efficient control system for compressors
- Use of heat recovery systems
- Use of advanced compressed air piping systems without leakage
- Regular service by factory-trained service technicians

HEAT RECOVERY

When using screw compressors, a large amount of heat is also generated in addition to the actual main product – compressed air. With RENNER heat recovery, you can regain up to 94% of the energy you have already used as heat in the form of hot air, industrial water or hot water. This makes perfect sense ecologically and saves a lot of money!



ELECTRONIC CONTROL

RENNERTRONIC TOUCH




Smartphone-like operation

Intuitively operable touchscreen on state-of-the-art technology.



Events history

The last 50 messages are displayed including date and time.



Pressure and temperature diagram

Extensive statistics on pressure and temperature diagrams with hourly scaling.



Scheduler with six channels

This can be used to switch the four pressure bands, four potential-free relay contacts or the compressor.



USB port

Updates can be easily uploaded using a USB stick.



Replacing the control

RENNERtronic Touch (4,3" touchscreen) and RENNERtronic Plus Touch (7" touchscreen) are easily interchangeable.



Service indicator

Maintenance message will be shown when the set operating hour intervals is reached or at the latest after one year.



Display of compressor utilisation

Recording of operating and load hours as well as the percentage load for compressors with variable speed control.



Different code levels

Parameter access is restricted depending on the code level and the compressor is thus protected against unauthorised access.



Flexible inputs and outputs

Freely assignable and inscribable digital inputs as well as four potential-free outputs.



Control of frequency converter

The direct connection via RS485 bus interface eliminates the need for a separate converter display. Exchange of information in **plain text**.

INDUSTRY 4.0 FOR YOUR COMPANY





ELECTRONIC CONTROL


RENNERTRONIC PLUS TOUCH

The RENNERtronic Plus Touch fulfils all the functions of the RENNERtronic Touch. But it can do even more!



7" touchscreen

Overview a multitude of information simultaneously and clearly.



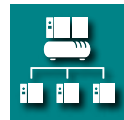
Scheduler with eight channels

In addition, priorities for Base Load Change Over can also be assigned via the scheduler.



Pressure and temperature diagram

Extensive statistics on pressure and temperature diagrams with daily, weekly and monthly scaling.



Base Load Change Over

The software is equipped with an extensive Base Load Change Over. This is connected via an additional interface module (Modbus). This allows you to control up to eight additional compressors. The compressors are connected with a network cable.

BASE LOAD CHANGE OVER

- Even workload for all compressors in terms of operating hours.
- Maintenance work can be done during operation.
- All compressors are activated with the same switch on/off pressure.
- High potential for energy savings.
- High efficiency for fluctuating air demand.
- User-friendly configuration.
- Compressors from other manufacturers can be connected.

RS-PRO IN DETAIL

COMPACT DESIGN

Even compressors mounted on an air receiver and refrigeration dryer can be installed in the tightest of spaces. Due to the interconnected components, the standard ball valve and connection cable, the connection to your power and compressed air network is simple and quick. This saves space, time and reduces costs.



RADIAL FAN

RSF-PRO series are coming with radial fan as standard. Thanks to the efficient rear duct silencer and the radial fan, noise levels are reduced to a minimum.

REFLEX FUNCTION

All compressors with variable speed control from RENNER are equipped with a REFLEX function. Thus the pressure range from 6 to 10 bar can be configured variably without changing drive elements.



FREQUENCY CONVERTER

Standard equipment of the RSF-PRO series. The frequency converter is separated from the supply air of the machine by a partition wall and thus protected from contamination in the best possible way.

PRE-FILTER FRAME

Optional for protection against contamination, standard for compressors with variable speed control. The frame can be attached very simply by means of magnets.

REFRIGERATION DRYER

The powerful refrigeration dryer with a safe pressure dew point of 3°C ensures a uniformly high compressed air quality. This can be mounted directly from the factory, which means no additional costs for fasteners.



CONTROLS

The compressors can be pre-programmed with a Base Load Change Control via the individually configurable premium control RENNERtronic Plus Touch. For simpler applications, we offer our controls RENNERlogic and RENNERtronic Touch as alternatives. This puts us one step ahead of other manufacturers!



EASY TO MAINTAIN

Due to removable doors, all components are easily and directly accessible for maintenance. Thus, maintenance can be carried out easily and quickly.

BELT TENSION

Belt tensioning is effected by means of a motor rocker. The optimum sling arrangement of the belt around the pulley ensures even better power transfer.

DRIVE MOTOR

Standard equipment with IE3 motor. Optionally, electricity costs can be reduced with the more efficient IE4 motor.



HEAT EXCHANGER

A heat exchanger for service or heating water saves energy and thus costs. This can be installed directly in the compressor or connected via an external heat exchanger.

CERTIFICATE BEFORE START-UP

The present certificate on testing before start-up of a ready-to-use compressed air system enables a competent person to carry out the testing before commissioning with regard to the installation conditions and also the periodic tests – valid for compressors with 90 and 2x90 liter compressed air receivers (only in Germany).

SCREW COMPRESSORS

RS-PRO 3.0 – 55.0



Model	Free air delivery ⁽¹⁾								Motor power		Compressed air outlet	Noise level	Dimensions L x W x H	Weight
	7.5 bar		10 bar		13 bar		15 bar		kW	HP				
	m ³ /min	cfm	m ³ /min	cfm	m ³ /min	cfm	m ³ /min	cfm			inch	dB(A) ⁽²⁾	mm	kg
RS-PRO 3.0	0.54	19	0.41	15	0.29	10	0.24	8	3.0	4.0	G½	67/63/61 ⁽³⁾	540 x 553 x 1014	153/167/176 ⁽³⁾
RS-PRO 4.0	0.69	24	0.55	20	0.44	16	0.37	13	4.0	5.5	G½	67/63/61 ⁽³⁾	540 x 553 x 1014	153/167/176 ⁽³⁾
RS-PRO 5.5	0.91	32	0.78	28	0.61	22	0.51	18	5.5	7.5	G½	67/63/61 ⁽³⁾	540 x 553 x 1014	172/186/195 ⁽³⁾
RS-PRO 7.5	1.25	44	1.09	38	0.86	30	0.79	28	7.5	10.0	G½	67/63/61 ⁽³⁾	540 x 553 x 1014	198/212/221 ⁽³⁾
RS-PRO 11.0	1.61	57	1.56	55	1.29	46	1.11	39	11.0	15.0	G½	74/70/68 ⁽³⁾	540 x 553 x 1014	216/230/239 ⁽³⁾
RS-PRO 2-11.0	1.88	66	1.61	57	1.30	46	1.12	40	11.0	15.0	G¾	69 ⁽⁴⁾	1078 x 684 x 1131	337 ⁽⁴⁾
RS-PRO 15.0	2.67	94	2.31	82	1.86	66	1.69	60	15.0	20.0	G¾	72 ⁽⁴⁾	1078 x 684 x 1131	350 ⁽⁴⁾
RS-PRO 2-15.0	2.72	96	2.37	84	1.92	68	1.62	57	15.0	20.0	G1	68 ⁽⁴⁾	1160 x 747 x 1270	436 ⁽⁴⁾
RS-PRO 18.5	2.82	100	2.45	87	1.96	69	1.78	63	18.5	25.0	G¾	74 ⁽⁴⁾	1078 x 684 x 1131	371 ⁽⁴⁾
RS-PRO 2-18.5	3.41	120	2.91	103	2.40	85	2.06	73	18.5	25.0	G1	73 ⁽⁴⁾	1160 x 747 x 1270	466 ⁽⁴⁾
RS-PRO 22.0	3.93	139	3.44	121	2.72	96	2.51	89	22.0	29.5	G1	76 ⁽⁴⁾	1160 x 747 x 1270	494 ⁽⁴⁾
RS-PRO 26.0	4.43	156	3.88	137	3.26	115	2.95	104	26.0	35.0	G1¼	73 ⁽⁴⁾	1240 x 792 x 1372	605 ⁽⁴⁾
RS-PRO 30.0	5.15	182	4.51	159	3.97	140	3.55	125	30.0	40.0	G1¼	74 ⁽⁴⁾	1240 x 792 x 1372	605 ⁽⁴⁾
RS-PRO 2-30.0	5.22	184	4.61	163	3.59	127	3.29	117	30.0	40.0	G1¼	74/71 ⁽⁵⁾	1305 x 830 x 1640	746/779 ⁽⁵⁾
RS-PRO 37.0	5.54	196	5.23	185	4.39	155	4.08	144	37.0	49.5	G1¼	78 ⁽⁴⁾	1240 x 792 x 1372	624 ⁽⁴⁾
RS-PRO 2-37.0	6.36	225	5.58	197	4.66	165	4.10	145	37.0	49.5	G1¼	77/74 ⁽⁵⁾	1305 x 830 x 1640	762/795 ⁽⁵⁾
RS-PRO 45.0	7.70	272	6.92	244	5.71	202	4.99	176	45.0	60.5	G1½	77/74 ⁽⁵⁾	1485 x 880 x 1760	939/986 ⁽⁵⁾
RS-PRO 55.0	9.02	319	7.94	280	6.93	245	6.09	215	55.0	74.0	G1½	79/76 ⁽⁵⁾	1485 x 880 x 1760	1017/1064 ⁽⁵⁾

⁽¹⁾ according to ISO 1217 Annex C ⁽²⁾ according to DIN EN ISO 2151:2009 ⁽³⁾ without rear duct silencer / with rear duct silencer / with super rear duct silencer

⁽⁴⁾ with rear duct silencer ⁽⁵⁾ with rear duct silencer / with super rear duct silencer

All models up to RS-PRO 55.0 with ball valve and electrical feed cable.

Options	Part no.
Star-delta-starter for all 3.0 kW and 4.0 kW compressors (from 5.5 kW inclusive)	10866
Rotation direction control via phase rotation control	10867
Electronic control RENNERTRONIC Touch	22295
Electronic control RENNERTRONIC Plus Touch	22297
Rear duct silencer (sound reduction of about 4 dB)	RS-PRO 3.0 – 11.0 Compressor overall dimensions: length +200 mm 30894
Super rear duct silencer (sound reduction of about 6 dB)	RS-PRO 3.0 – 11.0 Compressor overall dimensions: length +280 mm 04829
Super rear duct silencer (sound reduction of about 2 dB)	RS-PRO 2-15.0 + 2-18.5 + 22.0 Compressor overall dimensions: length +83 mm 29363
Super rear duct silencer (sound reduction of about 3 dB)	RS-PRO 26.0 + 30.0 + 37.0 Compressor overall dimensions: length +148 mm 29364
Super rear duct silencer (sound reduction of about 3 dB)	RS-PRO 2-30.0 + 2-37.0 Compressor overall dimensions: length +96 mm 07659
Super rear duct silencer (sound reduction of about 3 dB)	RS-PRO 45.0 – 55.0 Compressor overall dimensions: length +196 mm 07595
Exhaust air box	RS-PRO 3.0 – 11.0 04778
IE4 motor	on request
Water-cooling system	on request

RSF-PRO 5.5 – 55.0

all with variable speed control, pre-filter frames and electronic control RENNERTronic Touch



Model	Free air delivery (REFlex) ⁽¹⁾⁽²⁾								Free air delivery ⁽¹⁾				Motor power		Compressed air outlet	Noise level	Dimensions L x W x H	Weight
	min.		max. at 6 bar		max. at 8 bar		max. at 10 bar		13 bar		15 bar		kW	HP				
	m ³ /min	cfm	m ³ /min	cfm	m ³ /min	cfm	m ³ /min	cfm	m ³ /min	cfm	m ³ /min	cfm			inch	dB(A) ⁽³⁾	mm	kg
RSF-PRO 5.5	0.27	9.5	0.98	35	0.90	32	0.78	28	0.31-0.61	11-22	0.26-0.51	9-18	5.5	7.5	G½	62	824 x 553 x 1014	215
RSF-PRO 7.5	0.33	12	1.37	48	1.24	44	1.09	38	0.43-0.86	15-30	0.40-0.79	14-28	7.5	10.0	G½	62	824 x 553 x 1014	237
RSF-PRO 11.0	0.42	15	1.64	58	1.60	57	1.56	55	0.65-1.29	23-46	0.56-1.11	20-39	11.0	15.0	G½	69	824 x 553 x 1014	263
RSF-PRO 2-11.0	0.53	19	2.04	72	1.82	62	1.61	57	0.71-1.30	25-46	0.67-1.12	24-40	11.0	15.0	G¾	68	1078 x 684 x 1131	373
RSF-PRO 15.0	0.71	25	2.74	97	2.57	91	2.31	82	0.93-1.86	33-66	0.84-1.69	30-60	15.0	20.0	G¾	71	1078 x 684 x 1131	397
RSF-PRO 2-15.0	1.30	46	3.18	112	2.78	98	2.37	84	1.19-1.95	42-69	1.13-1.70	40-60	15.0	20.0	G1	65	1243 x 747 x 1270	490
RSF-PRO 18.5	0.88	31	2.82	100	2.64	93	2.45	87	0.98-1.96	35-69	0.89-1.78	31-63	18.5	25.0	G¾	73	1078 x 684 x 1131	418
RSF-PRO 2-18.5	1.36	48	3.98	141	3.55	125	3.20	113	1.21-2.57	43-91	1.16-2.27	41-80	18.5	25.0	G1	70	1243 x 747 x 1270	524
RSF-PRO 22.0	1.32	48	4.40	155	3.99	141	3.54	125	1.24-2.93	44-103	1.18-2.68	42-95	22.0	29.5	G1	73	1243 x 747 x 1270	581
RSF-PRO 26.0	1.92	68	4.90	173	4.44	157	4.09	144	1.91-3.39	67-120	1.84-3.02	65-107	26.0	35	G1¼	70	1388 x 792 x 1372	687
RSF-PRO 30.0	2.05	72	5.60	198	5.09	180	4.51	159	1.92-3.90	68-138	1.84-3.54	65-125	30.0	40.0	G1¼	71	1388 x 792 x 1372	687
RSF-PRO 2-30.0	1.61	57	5.11	180	4.89	173	4.42	156	1.01-3.59	36-127	0.85-3.29	30-115	30.0	40.0	G1¼	69	1400 x 830 x 1640	850
RSF-PRO 37.0	1.98	70	5.77	204	5.49	194	5.30	187	1.94-4.60	69-162	1.89-4.16	67-147	37.0	49.5	G1¼	75	1388 x 792 x 1372	708
RSF-PRO 2-37.0	2.08	73	6.82	241	6.28	222	5.82	206	1.33-4.66	47-165	1.11-4.10	39-144	37.0	49.5	G1¼	72	1400 x 830 x 1640	880
RSF-PRO 45.0	2.52	89	8.32	294	7.63	269	6.86	242	1.69-5.71	60-201	1.45-4.99	51-175	45.0	60.5	G1½	74	1680 x 880 x 1760	1120
RSF-PRO 55.0	2.84	100	8.79	310	8.27	292	7.74	273	2.01-6.93	71-245	1.73-6.09	61-215	55.0	75.0	G1½	76	1680 x 880 x 1760	1198

⁽¹⁾ according to ISO 1217 Annex E ⁽²⁾ REFlex function: 6 to 10 bar, continuously variable ⁽³⁾ according to DIN EN ISO 2151:2009
All models with ball valve and electrical feed cable.

Options	Part no.
Electronic control RENNERTronic Plus Touch	23836
IE4 motor	on request
Water-cooling system	on request

SCREW COMPRESSORS



RSK-PRO 3.0 – 55.0

all with refrigeration dryer

Model	Free air delivery ⁽¹⁾								Motor power		Compressed air outlet	Noise level	Dimensions L x W x H	Weight
	7.5 bar		10 bar		13 bar		15 bar		kW	HP				
	m ³ /min	cfm	m ³ /min	cfm	m ³ /min	cfm	m ³ /min	cfm			inch	dB(A) ⁽²⁾	mm	kg
RSK-PRO 3.0	0.54	19	0.41	15	0.29	10	0.24	8	3.0	4.0	G½	63/61 ⁽³⁾	994 x 553 x 1014	203/212 ⁽³⁾
RSK-PRO 4.0	0.69	24	0.55	20	0.44	16	0.37	13	4.0	5.5	G½	63/61 ⁽³⁾	994 x 553 x 1014	203/212 ⁽³⁾
RSK-PRO 5.5	0.91	32	0.78	28	0.61	22	0.51	18	5.5	7.5	G½	63/61 ⁽³⁾	994 x 553 x 1014	222/231 ⁽³⁾
RSK-PRO 7.5	1.25	44	1.09	38	0.86	30	0.79	28	7.5	10.0	G½	63/61 ⁽³⁾	994 x 553 x 1014	251/260 ⁽³⁾
RSK-PRO 11.0	1.61	57	1.56	55	1.29	46	1.11	39	11.0	15.0	G½	70/68 ⁽³⁾	994 x 553 x 1014	269/278 ⁽³⁾
RSK-PRO 2-11.0	1.88	66	1.61	57	1.30	46	1.12	40	11.0	15.0	G¾	69 ⁽⁴⁾	1423 x 684 x 1131	376 ⁽⁴⁾
RSK-PRO 15.0	2.67	94	2.31	82	1.86	66	1.69	60	15.0	20.0	G¾	72 ⁽⁴⁾	1423 x 684 x 1131	389 ⁽⁴⁾
RSK-PRO 2-15.0	2.72	96	2.37	84	1.92	68	1.62	57	15.0	20.0	G1	68 ⁽⁴⁾	1505 x 747 x 1270	492 ⁽⁴⁾
RSK-PRO 18.5	2.82	100	2.45	87	1.96	69	1.78	63	18.5	25.0	G¾	74 ⁽⁴⁾	1423 x 684 x 1131	430 ⁽⁴⁾
RSK-PRO 2-18.5	3.41	120	2.91	103	2.40	85	2.06	73	18.5	25.0	G1	73 ⁽⁴⁾	1505 x 747 x 1270	524 ⁽⁴⁾
RSK-PRO 22.0	3.93	139	3.44	121	2.72	96	2.51	89	22.0	29.5	G1	76 ⁽⁴⁾	1510 x 747 x 1270	571 ⁽⁴⁾
RSK-PRO 26.0	4.43	156	3.88	137	3.26	115	2.95	104	26.0	35.0	G1¼	73 ⁽⁴⁾	1590 x 792 x 1372	682 ⁽⁴⁾
RSK-PRO 30.0	5.15	182	4.51	159	3.97	140	3.55	125	30.0	40.0	G1¼	74 ⁽⁴⁾	1590 x 792 x 1372	683 ⁽⁴⁾
RSK-PRO 2-30.0	5.22	184	4.61	163	3.59	127	3.29	117	30.0	40.0	G1¼	74/71 ⁽³⁾	1654 x 830 x 1640	829/862 ⁽³⁾
RSK-PRO 37.0	5.54	196	5.23	185	4.39	155	4.08	144	37.0	49.5	G1¼	78 ⁽⁴⁾	1590 x 792 x 1372	683 ⁽⁴⁾
RSK-PRO 2-37.0	6.36	225	5.58	197	4.66	165	4.10	145	37.0	49.5	G1¼	77/74 ⁽³⁾	1654 x 830 x 1640	845/878 ⁽³⁾
RSK-PRO 45.0	*	*	6.92	244	5.71	202	4.99	176	45.0	60.5	G1½	77/74 ⁽³⁾	1834 x 880 x 1760	1022/1069 ⁽³⁾

⁽¹⁾ according to ISO 1217 Annex C ⁽²⁾ according to DIN EN ISO 2151:2009 ⁽³⁾ with rear duct silencer / with super rear duct silencer ⁽⁴⁾ with rear duct silencer * on request
All models with ball valve and electrical feed cable.

Options	Part no.
Star-delta-starter for all 3.0 kW and 4.0 kW compressors (from 5.5 kW inclusive)	10866
Rotation direction control via phase rotation control	10867
Electronic control RENNERTronic Touch	22295
Electronic control RENNERTronic Plus Touch	22297
Super rear duct silencer (sound reduction of about 2 dB)	RSK-PRO 3.0 – 11.0 Compressor overall dimensions: length +80 mm 20902
Super rear duct silencer (sound reduction of about 2 dB)	RSK-PRO 2-15.0 + 2-18.5 + 22.0 Compressor overall dimensions: length +83 mm 29363
Super rear duct silencer (sound reduction of about 3 dB)	RSK-PRO 26.0 + 30.0 + 37.0 Compressor overall dimensions: length +148 mm 29364
Super rear duct silencer (sound reduction of about 3 dB)	RSK-PRO 2-30.0 + 2-37.0 Compressor overall dimensions: length +96 mm 07659
Super rear duct silencer (sound reduction of about 3 dB)	RSK-PRO 45.0 Compressor overall dimensions: length +196 mm 07595
Level actuated drain for refrigeration dryer	05311
IE4 motor	on request
Water-cooling system	on request

RSKF-PRO 5.5 – 45.0

all with refrigeration dryer, variable speed control, pre-filter frames and electronic control RENNERTronic Touch



Model	Free air delivery m ³ /min (REFlex) ⁽¹⁾⁽²⁾								Free air delivery ⁽¹⁾				Motor power		Compressed air outlet	Noise level	Dimensions L x W x H	Weight
	min.		max. at 6 bar		max. at 8 bar		max. at 10 bar		13 bar		15 bar		kW	HP				
	m ³ /min	cfm	m ³ /min	cfm	m ³ /min	cfm	m ³ /min	cfm	m ³ /min	cfm	m ³ /min	cfm					inch	dB(A) ⁽³⁾
RSKF-PRO 5.5	0.27	9.5	0.98	35	0.90	32	0.78	28	0.31-0.61	11-22	0.26-0.51	9-18	5.5	7.5	G½	62	1079 x 553 x 1014	251
RSKF-PRO 7.5	0.33	12	1.37	48	1.24	44	1.09	38	0.43-0.86	15-30	0.40-0.79	14-28	7.5	10.0	G½	62	1079 x 553 x 1014	273
RSKF-PRO 11.0	0.42	15	1.64	58	1.60	57	1.56	55	0.65-1.29	23-46	0.56-1.11	20-39	11.0	15.0	G½	69	1079 x 553 x 1014	299
RSKF-PRO 2-11.0	0.53	19	2.04	72	1.82	62	1.61	57	0.71-1.30	25-46	0.67-1.12	24-40	11.0	15.0	G¾	68	1423 x 684 x 1131	412
RSKF-PRO 15.0	0.71	25	2.74	97	2.57	91	2.31	82	0.93-1.86	33-66	0.84-1.69	30-60	15.0	20.0	G¾	71	1423 x 684 x 1131	456
RSKF-PRO 2-15.0	1.30	46	3.18	112	2.78	98	2.37	84	1.19-1.95	42-69	1.13-1.70	40-60	15.0	20.0	G1	65	1588 x 747 x 1270	546
RSKF-PRO 18.5	0.88	31	2.82	100	2.64	93	2.45	87	0.98-1.96	35-69	0.89-1.78	31-63	18.5	25.0	G¾	73	1423 x 684 x 1131	477
RSKF-PRO 2-18.5	1.36	48	3.98	141	3.55	125	3.20	113	1.21-2.57	43-91	1.16-2.27	41-80	18.5	25.0	G1	70	1588 x 747 x 1270	582
RSKF-PRO 22.0	1.32	48	4.40	155	3.99	141	3.54	125	1.24-2.93	44-103	1.18-2.68	42-95	22.0	29.5	G1	73	1593 x 747 x 1270	658
RSKF-PRO 26.0	1.92	68	4.90	173	4.44	157	4.09	144	1.91-3.39	69-120	1.84-3.02	65-107	26.0	35	G1¼	70	1738 x 792 x 1372	764
RSKF-PRO 30.0	2.05	72	5.60	198	5.09	180	4.51	159	1.92-3.90	68-138	1.84-3.54	65-125	30.0	40.0	G1¼	71	1738 x 792 x 1372	765
RSKF-PRO 2-30.0	1.61	57	5.11	180	4.89	173	4.42	156	1.01-3.59	36-127	0.85-3.29	30-115	30.0	40.0	G1¼	69	1750 x 830 x 1640	933
RSKF-PRO 37.0	1.98	70	5.77	204	5.49	194	5.30	187	1.94-4.60	69-162	1.89-4.16	67-147	37.0	49.5	G1¼	75	1738 x 792 x 1372	793
RSKF-PRO 2-37.0	2.08	73	6.82	241	6.28	222	5.82	206	1.33-4.66	47-165	1.11-4.10	39-144	37.0	49.5	G1¼	72	1750 x 830 x 1640	963
RSKF-PRO 45.0	*	*	*	*	*	*	*	*	1.69-5.71	60-201	1.45-4.99	51-175	45.0	60.5	G1½	74	2030 x 880 x 1760	1203

⁽¹⁾ according to ISO 1217 Annex E ⁽²⁾ REFlex function: 6 to 10 bar, continuously variable ⁽³⁾ according to DIN EN ISO 2151:2009 * on request
All models with ball valve and electrical feed cable.

Options	Part no.
Electronic control RENNERTronic Plus Touch	23836
Level actuated drain for refrigeration dryer	05311
IE4 motor	on request
Water-cooling system	on request

SCREW COMPRESSORS

RSD-PRO 3.0–18.5

on galvanized air receiver

air receivers according to AD2000 directives (from 250 ltr with hand hole)



Model	Free air delivery ⁽¹⁾								Motor power		Compressed air outlet	Noise level	Air receiver	Dimensions L x W x H	Weight
	7.5 bar		10 bar		13 bar		15 bar		kW	cfm					
	m ³ /min	cfm	m ³ /min	cfm	m ³ /min	cfm	m ³ /min	cfm							
RSD-PRO 3.0	0.54	19	0.41	15	–	–	–	–	3.0	4.0	G½	67/63/61 ⁽³⁾	90 ⁽⁵⁾	980 x 553 x 1499	204/218/227 ⁽³⁾
RSD-PRO 4.0	0.69	24	0.55	20	–	–	–	–	4.0	5.5	G½	67/63/61 ⁽³⁾	90 ⁽⁵⁾	980 x 553 x 1499	204/218/227 ⁽³⁾
RSD-PRO 5.5	0.91	32	0.78	28	–	–	–	–	5.5	7.5	G½	67/63/61 ⁽³⁾	90 ⁽⁵⁾	980 x 553 x 1499	223/237/246 ⁽³⁾
RSD-PRO 3.0	0.54	19	0.41	15	–	–	–	–	3.0	4.0	G½	67/63/61 ⁽³⁾	2x90 ⁽⁵⁾	982 x 755 x 1550	249/263/272 ⁽³⁾
RSD-PRO 4.0	0.69	24	0.55	20	–	–	–	–	4.0	5.5	G½	67/63/61 ⁽³⁾	2x90 ⁽⁵⁾	982 x 755 x 1550	249/263/272 ⁽³⁾
RSD-PRO 5.5	0.91	32	0.78	28	–	–	–	–	5.5	7.5	G½	67/63/61 ⁽³⁾	2x90 ⁽⁵⁾	982 x 755 x 1550	268/282/291 ⁽³⁾
RSD-PRO 7.5	1.25	44	1.09	38	–	–	–	–	7.5	10.0	G½	67/63/61 ⁽³⁾	2x90 ⁽⁵⁾	982 x 755 x 1550	294/308/317 ⁽³⁾
RSD-PRO 3.0	0.54	19	0.41	15	0.29	10	0.24	8	3.0	4.0	G½	67/63/61 ⁽³⁾	250	1397 x 612 x 1624	239/253/262 ⁽³⁾
RSD-PRO 4.0	0.69	24	0.55	20	0.44	16	0.37	13	4.0	5.5	G½	67/63/61 ⁽³⁾	250	1397 x 612 x 1624	239/253/262 ⁽³⁾
RSD-PRO 5.5	0.91	32	0.78	28	0.61	22	0.51	18	5.5	7.5	G½	67/63/61 ⁽³⁾	250	1397 x 612 x 1624	258/272/281 ⁽³⁾
RSD-PRO 7.5	1.25	44	1.09	38	0.86	30	0.79	28	7.5	10.0	G½	67/63/61 ⁽³⁾	250	1397 x 612 x 1624	284/298/307 ⁽³⁾
RSD-PRO 11.0	1.61	57	1.56	55	1.29	46	1.11	39	11.0	15.0	G½	74/70/68 ⁽³⁾	250	1397 x 612 x 1624	302/316/325 ⁽³⁾
RSD-PRO 2-11.0	1.88	66	1.61	57	1.30	46	1.12	40	11.0	15.0	G¾	69 ⁽⁴⁾	250	1397 x 684 x 1721	424 ⁽⁴⁾
RSD-PRO 15.0	2.67	94	2.31	82	1.86	66	1.69	60	15.0	20.0	G¾	72 ⁽⁴⁾	250	1397 x 684 x 1721	435 ⁽⁴⁾
RSD-PRO 18.5	2.82	100	2.45	87	1.96	69	1.78	63	18.5	25.0	G¾	74 ⁽⁴⁾	500	1778 x 710 x 1826	501 ⁽⁴⁾

⁽¹⁾ according to ISO 1217 Annex C ⁽²⁾ according to DIN EN ISO 2151:2009 ⁽³⁾ without rear duct silencer / with rear duct silencer / with super rear duct silencer
⁽⁴⁾ with rear duct silencer ⁽⁵⁾ with certificate before start-up
 All models with ball valve and electrical feed cable.

Options	Part no.
Star-delta-starter for all 3.0 kW and 4.0 kW compressors (from 5.5 kW inclusive)	10866
Rotation direction control via phase rotation control	10867
Galvanized 500 ltr air receiver (supplement on galvanized 250 ltr air receiver version)	17459
Electronic control RENNERtronic Touch	22295
Electronic control RENNERtronic Plus Touch	22297
Rear duct silencer (sound reduction of about 4 dB)	RSD-PRO 3.0 – 11.0 Compressor overall dimensions: length +200 mm
Super rear duct silencer (sound reduction of about 6 dB)	RSD-PRO 3.0 – 11.0 Compressor overall dimensions: length +280 mm
Exhaust air box	RSD-PRO 3.0 – 11.0
Kit for 90/250/270/500 ltr air receiver with level-controlled condensate drain	30407
Kit for 2x90 ltr air receiver with level-controlled condensate drain	30713
Metal bumper set for 90 ltr air receiver (consisting of 4 pieces, each Ø 75 mm / height 15 mm)	30803
Metal bumper set for 250/270/500 ltr air receiver (consisting of 4 pieces, each Ø 75 mm / height 40 mm)	30804
IE4 motor	on request
Water-cooling system	on request

RSDF-PRO 5.5 – 18.5

on galvanized air receiver, with variable speed control, pre-filter frames and electronic control RENNERTronic Touch

air receivers according to AD2000 directives (from 250 ltr with hand hole)



Model	Free air delivery (REFlex) ⁽¹⁾⁽²⁾								Free air delivery ⁽¹⁾				Motor power		Compressed air outlet	Noise level	Air receiver	Dimensions L x W x H	Weight
	min.		max. at 6 bar		max. at 8 bar		max. at 10 bar		13 bar		15 bar		kW	HP					
	m³/min	cfm	m³/min	cfm	m³/min	cfm	m³/min	cfm	m³/min	cfm	m³/min	cfm			inch	dB(A) ⁽³⁾	ltr	mm	kg
RSDF-PRO 5.5	0.27	9.5	0.98	35	0.90	32	0.78	28	–	–	–	–	5.5	7.5	G½	62	90 ⁽⁴⁾	980 x 553 x 1499	266
RSDF-PRO 5.5	0.27	9.5	0.98	35	0.90	32	0.78	28	–	–	–	–	5.5	7.5	G½	62	2x90 ⁽⁴⁾	982 x 755 x 1550	311
RSDF-PRO 7.5	0.33	12	1.37	48	1.24	44	1.09	38	–	–	–	–	7.5	10.0	G½	62	2x90 ⁽⁴⁾	982 x 755 x 1550	333
RSDF-PRO 5.5	0.27	9.5	0.98	35	0.90	32	0.78	28	0.31-0.61	11-22	0.26-0.51	9-18	5.5	7.5	G½	62	250	1397 x 612 x 1624	301
RSDF-PRO 7.5	0.33	12	1.37	48	1.24	44	1.09	38	0.43-0.86	15-30	0.40-0.79	14-28	7.5	10.0	G½	62	250	1397 x 612 x 1624	323
RSDF-PRO 11.0	0.42	15	1.64	58	1.60	57	1.56	55	0.65-1.29	23-46	0.56-1.11	20-39	11.0	15.0	G½	69	250	1397 x 612 x 1624	349
RSDF-PRO 2-11.0	0.53	19	2.04	72	1.82	62	1.61	57	0.71-1.30	25-46	0.67-1.12	24-40	11.0	15.0	G¾	68	250	1397 x 684 x 1721	460
RSDF-PRO 15.0	0.71	25	2.74	97	2.57	91	2.31	82	0.93-1.86	33-66	0.84-1.69	30-60	15.0	20.0	G¾	71	250	1397 x 684 x 1721	484
RSDF-PRO 18.5	0.88	31	2.82	100	2.64	93	2.45	87	0.98-1.96	35-69	0.89-1.78	31-63	18.5	25.0	G¾	73	500	1778 x 710 x 1826	548

⁽¹⁾ according to ISO 1217 Annex E
⁽⁴⁾ with certificate before start-up

⁽²⁾ Reflex function: 6 to 10 bar, continuously variable
All models with ball valve and electrical feed cable.

⁽³⁾ according to DIN EN ISO 2151:2009

Options	Part no.
Galvanized 500 ltr air receiver (supplement on galvanized 250 ltr air receiver version)	17459
Electronic control RENNERTronic Plus Touch	23836
Kit for 90/250/270/500 ltr air receiver with level-controlled condensate drain	30407
Kit for 2x90 ltr air receiver with level-controlled condensate drain	30713
Metal bumper set for 90 ltr air receiver (consisting of 4 pieces, each Ø 75 mm / height 15 mm)	30803
Metal bumper set for 250/270/500 ltr air receiver (consisting of 4 pieces, each Ø 75 mm / height 40 mm)	30804
IE4 motor	on request
Water-cooling system	on request

SCREW COMPRESSORS

RSDK-PRO 3.0 – 18.5

on galvanized air receiver, with refrigeration dryer

air receivers according to AD2000 directives (from 250 ltr with hand hole)



Model	Free air delivery m ³ /min ⁽¹⁾								Motor power		Compressed air outlet	Noise level	Air receiver	Dimensions L x W x H	Weight
	7.5 bar		10 bar		13 bar		15 bar		kW	HP	inch	dB(A) ⁽⁴⁾	Liter	mm	kg
	m ³ /min	cfm	m ³ /min	cfm	m ³ /min	cfm	m ³ /min	cfm							
RSDK-PRO 3.0	0.54	19	0.41	15	–	–	–	–	3.0	4.0	G½	63/61 ⁽³⁾	90 ⁽⁵⁾	1044 x 553 x 1504	254/263 ⁽³⁾
RSDK-PRO 4.0	0.69	24	0.55	20	–	–	–	–	4.0	5.5	G½	63/61 ⁽³⁾	90 ⁽⁵⁾	1044 x 553 x 1504	254/263 ⁽³⁾
RSDK-PRO 5.5	0.91	32	0.78	28	–	–	–	–	5.5	7.5	G½	63/61 ⁽³⁾	90 ⁽⁵⁾	1044 x 553 x 1504	273/282 ⁽³⁾
RSDK-PRO 3.0	0.54	19	0.41	15	–	–	–	–	3.0	4.0	G½	63/61 ⁽³⁾	2x90 ⁽⁵⁾	1035 x 755 x 1550	299/308 ⁽³⁾
RSDK-PRO 4.0	0.69	24	0.55	20	–	–	–	–	4.0	5.5	G½	63/61 ⁽³⁾	2x90 ⁽⁵⁾	1035 x 755 x 1550	299/308 ⁽³⁾
RSDK-PRO 5.5	0.91	32	0.78	28	–	–	–	–	5.5	7.5	G½	63/61 ⁽³⁾	2x90 ⁽⁵⁾	1035 x 755 x 1550	318/327 ⁽³⁾
RSDK-PRO 7.5	1.25	44	1.09	38	–	–	–	–	7.5	10.0	G½	63/61 ⁽³⁾	2x90 ⁽⁵⁾	1035 x 755 x 1550	347/356 ⁽³⁾
RSDK-PRO 3.0	0.54	19	0.41	15	0.29	10	0.24	8	3.0	4.0	G½	63/61 ⁽³⁾	250	1397 x 612 x 1624	289/298 ⁽³⁾
RSDK-PRO 4.0	0.69	24	0.55	20	0.44	16	0.37	13	4.0	5.5	G½	63/61 ⁽³⁾	250	1397 x 612 x 1624	289/298 ⁽³⁾
RSDK-PRO 5.5	0.91	32	0.78	28	0.61	22	0.51	18	5.5	7.5	G½	63/61 ⁽³⁾	250	1397 x 612 x 1624	308/317 ⁽³⁾
RSDK-PRO 7.5	1.25	44	1.09	38	0.86	30	0.79	28	7.5	10.0	G½	63/61 ⁽³⁾	250	1397 x 612 x 1624	337/346 ⁽³⁾
RSDK-PRO 11.0	1.61	57	1.56	55	1.29	46	1.11	39	11.0	15.0	G½	70/68 ⁽³⁾	250	1397 x 612 x 1624	355/364 ⁽³⁾
RSDK-PRO 2-11.0	1.88	66	1.61	57	1.30	46	1.12	40	11.0	15.0	G¾	69 ⁽⁴⁾	250	1423 x 684 x 1721	463 ⁽⁴⁾
RSDK-PRO 15.0	2.67	94	2.31	82	1.86	66	1.69	60	15.0	20.0	G¾	72 ⁽⁴⁾	250	1423 x 684 x 1721	475 ⁽⁴⁾
RSDK-PRO 18.5	2.82	100	2.45	87	1.96	69	1.78	63	18.5	25.0	G¾	74 ⁽⁴⁾	500	1778 x 710 x 1826	560 ⁽⁴⁾

⁽¹⁾ according to ISO 1217 Annex C ⁽²⁾ according to DIN EN ISO 2151:2009 ⁽³⁾ with rear duct silencer / with super rear duct silencer
⁽⁴⁾ with rear duct silencer ⁽⁵⁾ with certificate before start-up
 All models with ball valve and electrical feed cable.

Options	Part no.
Star-delta-starter for all 3.0 kW and 4.0 kW compressors (from 5.5 kW inclusive)	10866
Rotation direction control via phase rotation control	10867
Galvanized 500 ltr air receiver (supplement on galvanized 250 ltr air receiver version)	17459
Electronic control RENNERtronic Touch	22295
Electronic control RENNERtronic Plus Touch	22297
Super rear duct silencer (sound reduction of about 2 dB) RSDK-PRO 3.0 – 11.0 Compressor overall dimensions: length +80 mm	20902
Kit for 90/250/270/500 ltr air receiver with level-controlled condensate drain	30407
Kit for 2x90 ltr air receiver with level-controlled condensate drain	30713
Metal bumper set for 90 ltr air receiver (consisting of 4 pieces, each Ø 75 mm / height 15 mm)	30803
Metal bumper set for 250/270/500 ltr air receiver (consisting of 4 pieces, each Ø 75 mm / height 40 mm)	30804
Level-controlled condensate drain for refrigeration dryer	05311
IE4 motor	on request
Water-cooling system	on request

RSDKF-PRO 5.5–18.5

on galvanized air receiver, with variable speed control, pre-filter frames, refrigeration dryer and electronic control RENNERtronic Touch

air receivers according to AD2000 directives (from 250 ltr with hand hole)



Model	Free air delivery (REFlex) ⁽¹⁾⁽²⁾								Free air delivery ⁽¹⁾				Motor power		Compressed air outlet	Noise level	Air receiver	Dimensions L x W x H	Weight
	min.		max. at 6 bar		max. at 8 bar		max. at 10 bar		13 bar		15 bar		kW	HP					
	m ³ /min	cfm	m ³ /min	cfm	m ³ /min	cfm	m ³ /min	cfm	m ³ /min	cfm	m ³ /min	cfm			inch	dB(A) ⁽³⁾	Liter	mm	kg
RSDKF-PRO 5.5	0.27	9.5	0.98	35	0.90	32	0.78	28	–	–	–	–	5.5	7.5	G½	62	90 ⁽⁴⁾	1120 x 755 x 1550	302
RSDKF-PRO 5.5	0.27	9.5	0.98	35	0.90	32	0.78	28	–	–	–	–	5.5	7.5	G½	62	2x90 ⁽⁴⁾	1120 x 755 x 1550	347
RSDKF-PRO 7.5	0.33	12	1.37	48	1.24	44	1.09	38	–	–	–	–	7.5	10.0	G½	62	2x90 ⁽⁴⁾	1120 x 755 x 1550	369
RSDKF-PRO 5.5	0.27	9.5	0.98	35	0.90	32	0.78	28	0.31-0.61	11-22	0.26-0.51	9-18	5.5	7.5	G½	62	250	1397 x 612 x 1624	337
RSDKF-PRO 7.5	0.33	12	1.37	48	1.24	44	1.09	38	0.43-0.86	15-30	0.40-0.79	14-28	7.5	10.0	G½	62	250	1397 x 612 x 1624	359
RSDKF-PRO 11.0	0.42	15	1.64	58	1.60	57	1.56	55	0.65-1.29	23-46	0.56-1.11	20-39	11.0	15.0	G½	69	250	1397 x 612 x 1624	385
RSDKF-PRO 2-11.0	0.53	19	2.04	72	1.82	62	1.61	57	0.71-1.30	25-46	0.67-1.12	24-40	11.0	15.0	G¾	68	250	1423 x 684 x 1721	500
RSDKF-PRO 15.0	0.71	25	2.74	97	2.57	91	2.31	82	0.93-1.86	33-66	0.84-1.69	30-60	15.0	20.0	G¾	71	250	1423 x 684 x 1721	543
RSDKF-PRO 18.5	0.88	31	2.82	100	2.64	93	2.45	87	0.98-1.96	35-69	0.89-1.78	31-63	18.5	25.0	G¾	73	500	1778 x 710 x 1826	607

⁽¹⁾ according to ISO 1217 Annex E

⁽²⁾ REFlex function: 6 to 10 bar, continuously variable

⁽³⁾ according to DIN EN ISO 2151:2009

⁽⁴⁾ with certificate before start-up

All models with ball valve and electrical feed cable.

Options	Part no.
Galvanized 500 ltr air receiver (supplement on galvanized 250 ltr air receiver version)	17459
Electronic control RENNERtronic Plus Touch	23836
Kit for 90/250/270/500 ltr air receiver with level-controlled condensate drain	30407
Kit for 2x90 ltr air receiver with level-controlled condensate drain	30713
Metal bumper set for 90 ltr air receiver (consisting of 4 pieces, each Ø 75 mm / height 15 mm)	30803
Metal bumper set for 250/270/500 ltr air receiver (consisting of 4 pieces, each Ø 75 mm / height 40 mm)	30804
Level-controlled condensate drain for refrigeration dryer	05311
IE4 motor	on request
Water-cooling system	on request

SCREW COMPRESSORS

RSD(K)-PRO-ECN 3.0 – 18.5

on powder-coated ECN air receiver, RSDK-PRO-ECN with refrigeration dryer

ECN air receivers according to AD2000 directives (with inspection opening 2")



Model	Free air delivery ⁽¹⁾				Motor power		Compressed air outlet	Noise level	Air receiver	Dimensions L x W x H	Weight
	7.5 bar		10 bar		kW	HP					
	m ³ /min	cfm	m ³ /min	cfm							
RSD-PRO-ECN 3.0	0.54	19	0.41	15	3.0	4.0	G½	67/63/61 ⁽³⁾	270	1490 x 553 x 1609	247/261/270 ⁽³⁾
RSD-PRO-ECN 4.0	0.69	24	0.55	20	4.0	5.5	G½	67/63/61 ⁽³⁾	270	1490 x 553 x 1609	247/261/270 ⁽³⁾
RSD-PRO-ECN 5.5	0.91	32	0.78	28	5.5	7.5	G½	67/63/61 ⁽³⁾	270	1490 x 553 x 1609	266/280/289 ⁽³⁾
RSD-PRO-ECN 7.5	1.25	44	1.09	38	7.5	10.0	G½	67/63/61 ⁽³⁾	270	1490 x 553 x 1609	292/306/315 ⁽³⁾
RSD-PRO-ECN 11.0	1.61	57	1.56	55	11.0	15.0	G½	74/70/68 ⁽³⁾	270	1490 x 553 x 1609	310/324/333 ⁽³⁾
RSD-PRO-ECN 2-11.0	1.88	66	1.61	57	11.0	15.0	G¾	69 ⁽⁴⁾	270	1490 x 684 x 1706	436 ⁽⁴⁾
RSD-PRO-ECN 15.0	2.67	94	2.31	82	15.0	20.0	G¾	72 ⁽⁴⁾	270	1490 x 684 x 1706	448 ⁽⁴⁾
RSD-PRO-ECN 18.5	2.82	100	2.45	87	18.5	25.0	G¾	74 ⁽⁴⁾	500	1880 x 684 x 1803	519 ⁽⁴⁾
RSDK-PRO-ECN 3.0	0.54	19	0.41	15	3.0	4.0	G½	63/61 ⁽⁵⁾	270	1490 x 553 x 1609	297/306 ⁽⁵⁾
RSDK-PRO-ECN 4.0	0.69	24	0.55	20	4.0	5.5	G½	63/61 ⁽⁵⁾	270	1490 x 553 x 1609	297/306 ⁽⁵⁾
RSDK-PRO-ECN 5.5	0.91	32	0.78	28	5.5	7.5	G½	63/61 ⁽⁵⁾	270	1490 x 553 x 1609	316/325 ⁽⁵⁾
RSDK-PRO-ECN 7.5	1.25	44	1.09	38	7.5	10.0	G½	63/61 ⁽⁵⁾	270	1490 x 553 x 1609	345/354 ⁽⁵⁾
RSDK-PRO-ECN 11.0	1.61	57	1.56	55	11.0	15.0	G½	70/68 ⁽⁵⁾	270	1490 x 553 x 1609	363/372 ⁽⁵⁾
RSDK-PRO-ECN 2-11.0	1.88	66	1.61	57	11.0	15.0	G¾	69 ⁽⁴⁾	270	1500 x 684 x 1706	475 ⁽⁴⁾
RSDK-PRO-ECN 15.0	2.67	94	2.31	82	15.0	20.0	G¾	72 ⁽⁴⁾	270	1500 x 684 x 1706	489 ⁽⁴⁾
RSDK-PRO-ECN 18.5	2.82	100	2.45	87	18.5	25.0	G¾	74 ⁽⁴⁾	500	1880 x 684 x 1803	577 ⁽⁴⁾

⁽¹⁾ according to ISO 1217 Annex C ⁽²⁾ according to DIN EN ISO 2151:2009 ⁽³⁾ without rear duct silencer / with rear duct silencer / with super rear duct silencer

⁽⁴⁾ with rear duct silencer ⁽⁵⁾ with rear duct silencer / with super rear duct silencer

All models with ball valve and electrical feed cable.

Options	Part no.
Star-delta-starter for all 3.0 kW and 4.0 kW compressors (from 5.5 kW inclusive)	10866
Rotation direction control via phase rotation control	RS-PRO 3.0 – 11.0
Powder-coated 500 ltr ECN air receiver (supplement on price of powder-coated 270 ltr ECN air receiver version)	21882
Electronic control RENNERtronic Touch	22295
Electronic control RENNERtronic Plus Touch	22297
Rear duct silencer (sound reduction of about 4 dB)	RSD-PRO-ECN 3.0 – 11.0
Super rear duct silencer (sound reduction of about 6 dB)	RSD-PRO-ECN 3.0 – 11.0
Super rear duct silencer (sound reduction of about 2 dB)	RSDK-PRO-ECN 3.0 – 11.0
Exhaust air box	RS-PRO 3.0 – 11.0
Level actuated drain for refrigeration dryer	05311
Kit for 90/250/270/500 ltr air receiver with level-controlled condensate drain	30407
Metal bumper set for 250/270/500 ltr air receiver (consisting of 4 pieces, each Ø 75 mm / height 40 mm)	30804
IE4 motor	on request
Water-cooling system	on request

RSD(K)F-PRO-ECN 5.5 – 18.5

on powder-coated ECN air receiver and with variable speed control and pre-filter frames and electronic control RENNERTronic Touch, RSDK-PRO-ECN with refrigeration dryer

ECN air receivers according to AD2000 directives (with inspection opening 2")



Model	Free air delivery (REFlex) ⁽¹⁾⁽²⁾								Motor power		Compressed air outlet	Noise level	Air receiver	Dimensions L x W x H	Weight
	min.		max. at 6 bar		max. at 8 bar		max. at 10 bar		kW	HP					
	m ³ /min	cfm	m ³ /min	cfm	m ³ /min	cfm	m ³ /min	cfm			inch	dB(A) ⁽³⁾	ltr	mm	kg
RSDF-PRO 5.5	0.27	9.5	0.98	35	0.90	32	0.78	28	5.5	7.5	G½	62	270	1490 x 553 x 1609	309
RSDF-PRO 7.5	0.33	12	1.37	48	1.24	44	1.09	38	7.5	10.0	G½	62	270	1490 x 553 x 1609	331
RSDF-PRO 11.0	0.42	15	1.64	58	1.60	57	1.56	55	11.0	15.0	G½	69	270	1490 x 553 x 1609	357
RSDF-PRO 2-11.0	0.53	19	2.04	72	1.82	62	1.61	57	11.0	15.0	G¾	68	270	1490 x 684 x 1706	472
RSDF-PRO 15.0	0.71	25	2.74	97	2.57	91	2.31	82	15.0	20.0	G¾	71	270	1490 x 684 x 1706	496
RSDF-PRO 18.5	0.88	31	2.82	100	2.64	93	2.45	87	18.5	25.0	G¾	73	500	1880 x 684 x 1803	567
RSDKF-PRO 5.5	0.27	9.5	0.98	35	0.90	32	0.78	28	5.5	7.5	G½	62	270	1490 x 553 x 1609	345
RSDKF-PRO 7.5	0.33	12	1.37	48	1.24	44	1.09	38	7.5	10.0	G½	62	270	1490 x 553 x 1609	367
RSDKF-PRO 11.0	0.42	15	1.64	58	1.60	57	1.56	55	11.0	15.0	G½	69	270	1490 x 553 x 1609	393
RSDKF-PRO 2-11.0	0.53	19	2.04	72	1.82	62	1.61	57	11.0	15.0	G¾	68	270	1500 x 684 x 1706	512
RSDKF-PRO 15.0	0.71	25	2.74	97	2.57	91	2.31	82	15.0	20.0	G¾	71	270	1500 x 684 x 1706	553
RSDKF-PRO 18.5	0.88	31	2.82	100	2.64	93	2.45	87	18.5	25.0	G¾	73	500	1880 x 684 x 1803	627

⁽¹⁾ according to ISO 1217 Annex E

⁽²⁾ REFlex function: 6 to 10 bar, continuously variable
All models with ball valve and electrical feed cable.

⁽³⁾ according to DIN EN ISO 2151:2009

Options	Part no.
Powder-coated 500 ltr ECN air receiver (supplement on price of powder-coated 270 ltr ECN air receiver version)	21882
Electronic control RENNERTronic Plus Touch	23836
Level actuated drain for refrigeration dryer	05311
Kit for 90/250/270/500 ltr air receiver with level-controlled condensate drain	30407
Metal bumper set for 250/270/500 ltr air receiver (consisting of 4 pieces, each Ø 75 mm / height 40 mm)	30804
IE4 motor	on request
Water-cooling system	on request

COMPRESSED AIR PUSHING YOU FORWARD

RENNER and its specialized trade distributors are at your side to assist you as competent sales and service partners in approximately 100 countries. This guarantees you first-class advice and a comprehensive, fast maintenance service worldwide that solves problems in the shortest possible time. You will receive a compact, robust, reliable and energy-efficient product specially tailored to your needs.



THE RENNER PRODUCT PORTFOLIO

We can supply you with the right compressor for any application – guaranteed.

- SCREW COMPRESSORS
- OIL-FREE COMPRESSORS
- PISTON COMPRESSORS
- CONTROL SYSTEMS
- COMPRESSED AIR ACCESSORIES



RENNER GmbH
Kompressoren
Emil-Weber-Straße 32
D-74363 Güglingen

Tel. +49 7135 93193-0
Fax +49 7135 93193-50

info@renner-kompressoren.de
renner-kompressoren.com

RENNER
Kompressoren